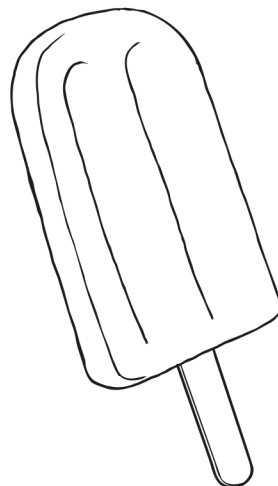

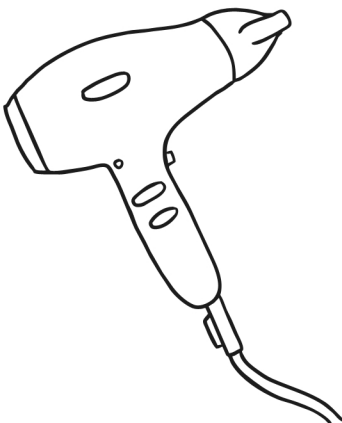

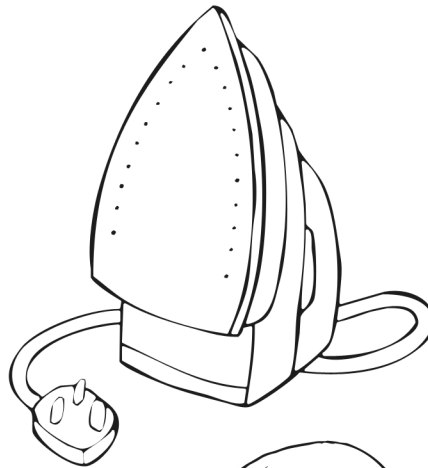


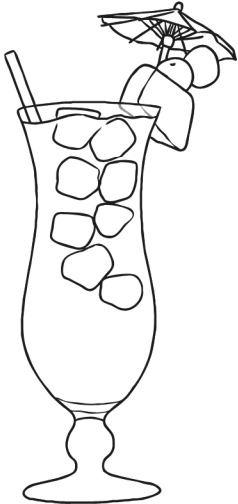
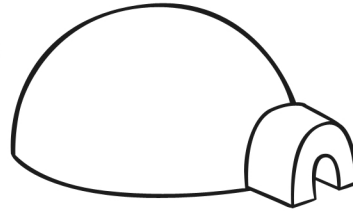



Hot or Cold Colouring Activity

Instructions:

1. Decide if the pictures represent hot or cold.
2. Colour them in blue for cold and red for hot.



1. Trace.



2. Trace.



3. Write uppercase letter O.



4. Write lowercase letter O.



5. Colour uppercase letter O and lowercase letter o.

p	S	r	o	O
g	o	o	k	l
s	v	b	o	O
O	n	p	o	m
o	z	c	O	h
r	y	x	m	O

STORY 5.1

A cat at a mat.

STORY 5.2

A fat cat sat at a mat.

STORY 5.3

A rat at a mat.

STORY 5.4

A bat sat at a mat

STORY 6.1

I can bat.

STORY 7.1

I can pat.

STORY 6.2

I can cut.

STORY 7.2

I can pat a bat.

STORY 6.3

I can sit.

STORY 7.3

I can pat a cat.

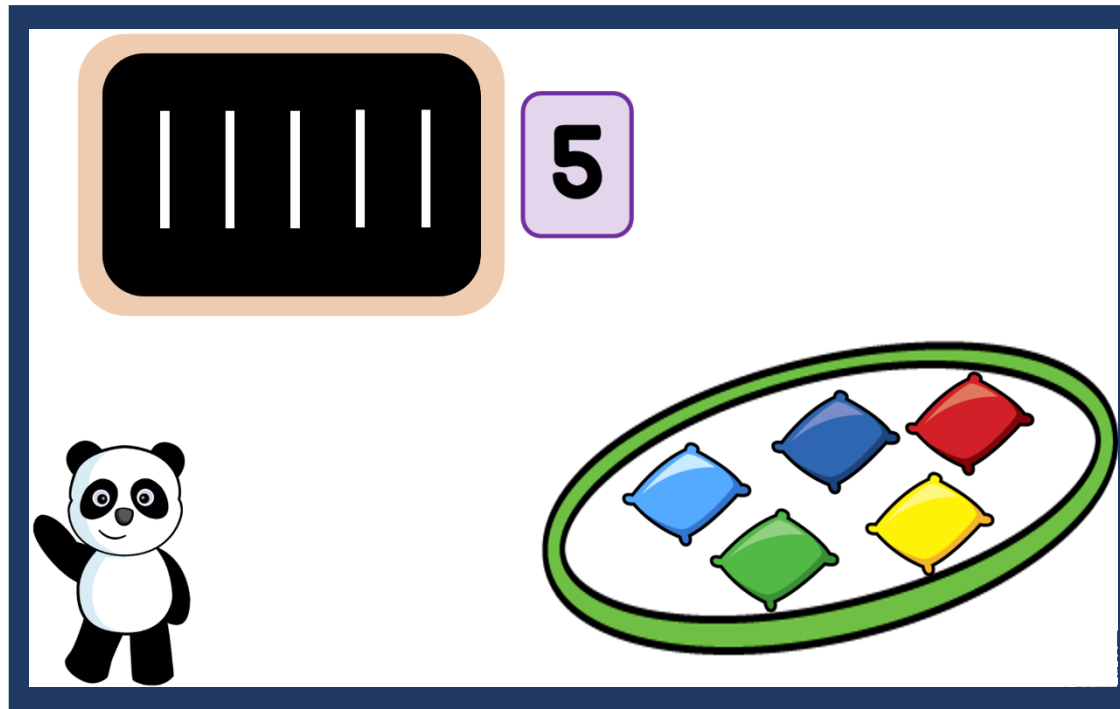
STORY 6.4

I can hop.

STORY 7.4

I can pat a rat.

Now it's your turn to have a go at the throwing game.
You will need a target, such as a hoop, and five objects to throw.



How many land inside the hoop? How many land outside the hoop?

Now record your score and then have another go!

Did you score more or less this time?