



0




twinkl.co.uk

1




twinkl.co.uk

2




twinkl.co.uk

3




twinkl.co.uk

4




twinkl.co.uk

5



twinkl.co.uk



Can you draw somewhere for the frogs to play?

You might draw a pond, a log and some grass like me.

Or you could draw a train with 3 carriages, a park or a jungle.



Cut out the frogs and arrange them in different groups on your picture.

There are 5 frogs altogether but how many frogs can you spot in each group?

Name _____

Fill in the missing letters and read the word.

ck



ro _ _ _



su _ _ _



sa _ _ _



co _ _ _



so _ _ _



lo _ _ _



ki _ _ _



ne _ _ _



du _ _ _



pi _ _ _






Find the missing word.

Jack has an odd _ _ _ _ .

Name _____

Join the sentences to the right picture.

ck

<p>The jug has a big crack.</p>	
<p>The duck is on the pond.</p>	
<p>The lass has a lick.</p>	
<p>The dog has a stick.</p>	
<p>The lad trips on the rock.</p>	

How to Make...

The Three Bears' Porridge



twinkl

www.twinkl.co.uk



You will Need...



Ingredients

a sachet of
porridge oats

milk

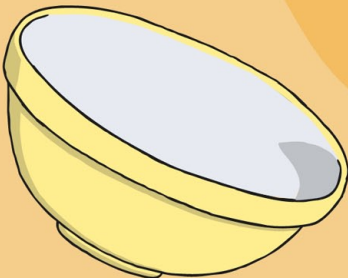
any toppings for
your porridge

Equipment

a bowl

a microwave

a spoon



Step 1

Put the porridge into the bowl.



Step 2

Add the milk.



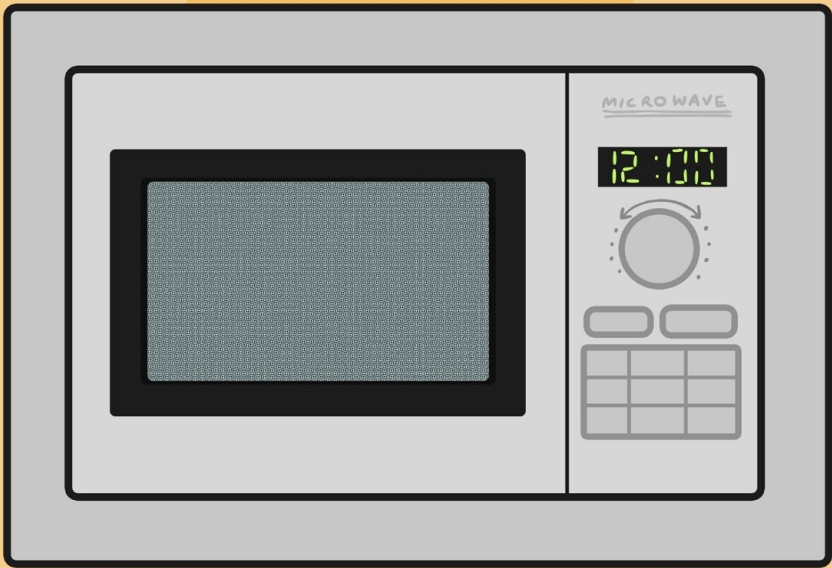
Step 3

Stir the porridge and the milk.




Step 4

Put it in the microwave.



Step 5
Heat it up.



Step 6

Eat it!

