


Goldilocks and the Three Bears

Home Learning Challenge

Tell someone at home the story of Goldilocks and the Three Bears. What did Goldilocks do in the Bears' house? What happened when the Bears came home? Try using different voices for the different characters!



Daddy, Mummy and Baby Bear each wore a hat when they went for their walk. How many hats did they have altogether? You could use your fingers or draw pictures to help you work out the answer.



Baby Bear loves to sleep in bed with his favourite teddy bear. Do you have a favourite teddy bear? Draw or paint a picture of your teddy bear.

Goldilocks and the Three Bears love eating porridge! Try making some porridge with a grown-up. Try putting some different toppings onto your porridge - you could try a little jam, fruit or honey. Do you like porridge?








Use books or the Internet to find out a fact about real bears. You could draw a picture or write your fact to share with the rest of the group.



Draw a picture of the Three Bears. Can you write the Bears' names? Listen carefully to the letter sounds you can hear in their names and write them down.

Number Formation and Representation 1 to 5 Activity



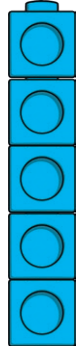
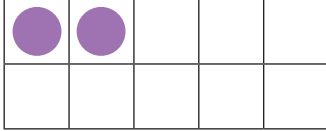

Practise forming the numerals 1, 2, 3, 4 and 5. Then, find the picture which represents the number and match it to the numeral.


				




visit [twinkl.com](https://www.twinkl.com)



				
---	---	---	---	---



Use 2 plates to explore the composition of numbers to 5
Place some of your buttons on one plate and the rest on another plate.



How many buttons are on each plate?
How many buttons do you have altogether?
What if you used 3 plates?

--	--	--	--	--

--	--	--	--	--

--	--	--	--	--

--	--	--	--	--

--	--	--	--	--