



Year 1 Home Learning Pack 4

June 2020

Dear parent /carer,

During this difficult and unprecedented time, we want to minimise disruption to students' education as far as possible. We are, therefore, providing students with work to complete at home.

Below is an idea for a timetable that you might like to use for your child's home learning. It is only an idea - please feel free to alter it where you feel necessary. I have left a few minutes spare between sessions to allow for a bit of give and take.

Time	
09:00-9:30	Joe Wicks PE/ Super movers
09:45-10:15	Phonics - check out the Ruth Miskin training page on Facebook
10:30-11:00	Break
11:00-11:30	Maths - please complete the daily White Rose home learning Watch a bit of Numberblocks on Cbeebies
12:00-1:00	Lunch
1:00-1:30	Reading/ story time/ audio book
1:30-2:00	English/ topic
2:00-2:30	Break
2:30-3:00	Monday Science
	Tuesday Play family games
	Wednesday Art/ crafts
	Thursday Jigsaws
	Friday Spellings - Y1 common exception words

In the enclosed pack, there are resources to support your child's learning.

Students - what you should do:

- Complete all work to the best of your ability and as neatly as possible. Use the exercise book provided where appropriate.
- Try your best to complete tasks

Parents/ carers – what you can do:

- Provide a quiet space for your child to work in.
- Try to follow the timetable outlined above.
- Encourage your child to complete all work to the best of their ability and as neatly as possible.
- Ask your child about the work they are doing and help them where you can; a great way of doing this is by testing them on what they have learned.

If you have any general queries, please contact us

- Direct message using Schoolcomms, Facebook or send us an email to together@damedorothy.org.uk

What to do if you or your child becomes ill:

- Please follow NHS guidance in relation to Coronavirus: <https://www.nhs.uk/conditions/coronavirus-covid-19/>

We understand this is a difficult and worrying time and we aim to keep parents and students updated and informed regularly in relation to what is happening with school. We will be in touch with all parents via text/app once the situation changes. Also keep an eye on our Facebook page for further updates.

To support our home learning pack, we will be posting regular activities on Facebook.

Parents can also send us pictures of children having fun/ working from home via Facebook or together@damedorothy.org.uk



Coin Detective

Help the coin detective by colouring the coins below.

	= yellow		= red		= blue		= green		= purple		= orange
---	----------	---	-------	---	--------	--	---------	---	----------	---	----------



Can you fill in the missing numbers?




1	2	3		5	6	7	8	9	10
11	12	13	14	15	16	17		19	20
21	22	23	24	25		27	28	29	
31	32	33	34	35	36	37	38	39	40
41		43	44	45	46	47	48	49	50
51		53	54	55	56	57	58	59	60
61	62	63		65	66	67	68	69	70
71	72		74	75	76	77	78		80
81	82	83	84	85			88	89	90
	92	93	94	95		97	98	99	100




Recognising notes

1 Match the note to its value.




5 pounds



20 pounds



10 pounds



50 pounds

2 Dan has two £10 notes and one £5 note.

Circle the notes that Dan has.



Recognising Coins

Look carefully at the coins. Colour them in the colours below:

1p - brown, 2p - red, 5p - purple, 10p - yellow, 20p - orange, 50p - green, £1 - blue



Recognising coins

1 Match the coin to the amount.



20 pence

5 pence

10 pence

1 pound

1 pence

50 pence

2 pence

2 pounds

Counting Mixed Coins

Count the coins and write your answers in pence or pounds and pence.

1.



How much? _____

2.



How much? _____

3.



How much? _____

4.



How much? _____

5.



How much? _____

6.



How much? _____

7.



How much? _____

8.



How much? _____

9.



How much? _____

10.



How much? _____

Counting Mixed Coins

Challenge: Count the coins and write your answers in pence and then in pounds and pence.

11.



How much in pence? _____

How much in pounds and pence?

12.



How much in pence? _____

How much in pounds and pence?

13.



How much in pence? _____

How much in pounds and pence?

14.



How much in pence? _____

How much in pounds and pence?

How much money is there altogether?



Draw coins to show the given amounts.

- 10p in 2p coins.
- 10p in 5p coins.
- 40p in 10p coins.
- 40p in 5p coins.

Use $<$, $>$ or $=$ to compare the amounts.



Andy's piggy bank is full of 2 pence pieces, 5 pence pieces and 10 pence pieces.

Using one type of coin at a time, how can he make 30 p?



Kira has 2 silver coins.


Harland has 5 bronze coins.

Ted has 1 silver coin.

They all have the same amount of money.

Which coins do they each have?

Draw the coins to prove it.



Always, sometimes, never

Grandma gives Tom one:



for Christmas

and gives Alice two:



Tom Says:



I got more than you did because my number is bigger.

Alice:



I got more than you did because I got two notes.

Who is correct?

Explain your

reasoning.

Money in notes is worth more than money in coins.

Joe, Gregg and Taj each have some money in their pockets.

Joe and Taj both have coins and Gregg has a note.

Taj:



I have more money than Gregg.



Gregg:

I have less money than Gregg.



Joe

What note could Gregg have?

Design a Cake

Can you design your own cake? You could pick a theme to base your design on, for example, your favourite book or character.





Writing Instructions



How to make a _____

Ingredients

- _____
- _____
- _____
- _____
- _____
- _____
- _____

Equipment

- _____
- _____
- _____
- _____
- _____
- _____
- _____

Method

Cooking and Baking - Food Evaluation

I have made:

The skills I have used:



Evaluation:

Do you like the way it looks? Yes/No? Why/Why not?

Do you like the way it tastes? Why/Why not?

How could it be improved?

Did you face any problems? How did you overcome them?

My Favourite Zoo Animal

My favourite zoo animal is...


because...










Name _____



Zoo Bar Graph



Colour a box for each item that you find.

6							
5							
4							
3							
2							
1							
							





Science

Plants are living things but they are different to animals - they don't have arms, legs and heads. Instead they have roots, stems, leaves etc.

We can eat lots of different plants. Can you think of any? Some examples include lettuce, cress, carrots, potatoes.

Now draw a plant that you like to eat. You could colour it using colouring pencils, pens, watercolours, crayons, pastels etc.

Science

How many of these wild flowers can you name?



Name:

[Type a quote from the document or the summary of an interesting point. You can position the text box anywhere in the document. Use the Text Box Tools tab to change the formatting of the pull quote text box.]

Habitat (where found):

Drawing or picture

(leaves)

Height and spread of plant:

Colour of petals:

Number of petals on each flower:

Colour of leaves:

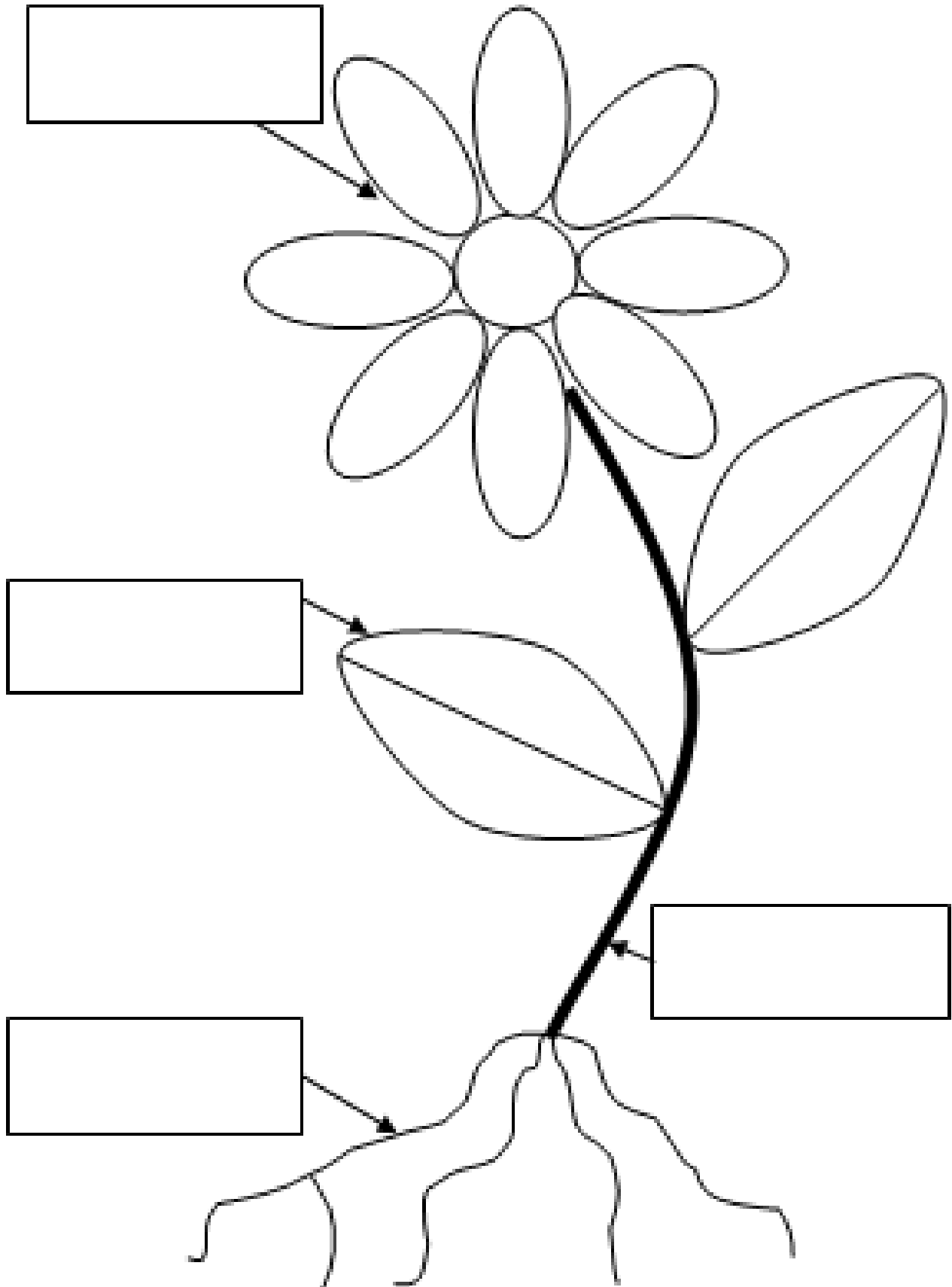
Shape of leaves:

Description of stem/branch:

Seeds/fruit:

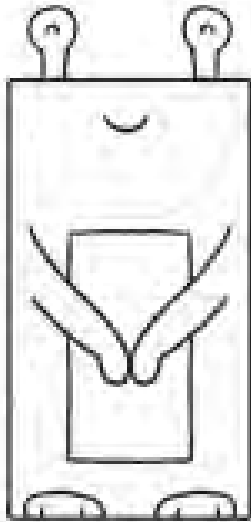
Scent:

Use the words flower, of a plant, root, stem, leaf.

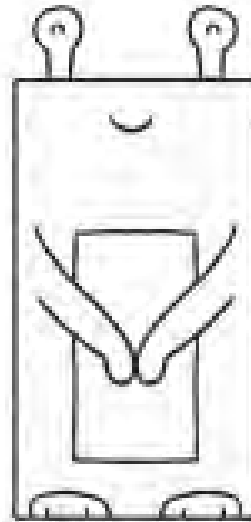


Aliens

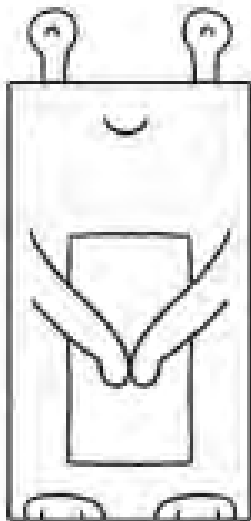
Read the sentence and colour the picture.



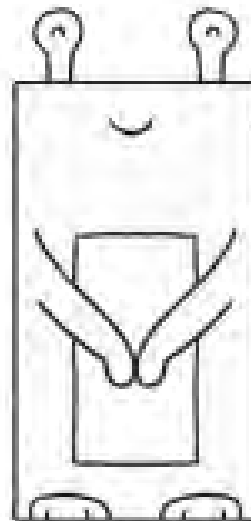
My body has red and green stripes and my arms are blue.



My arms and feet are green and my body has yellow spots.



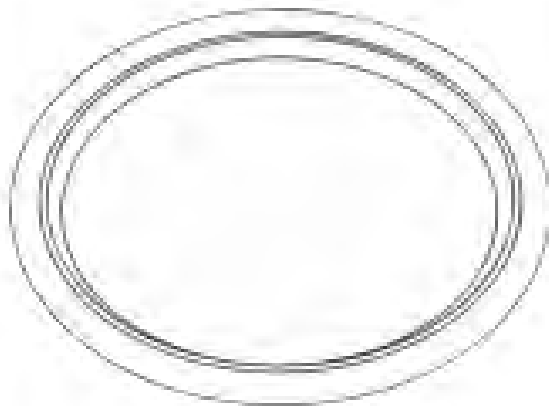
My arms have red spots and my body has blue stripes.



My eyes are purple, my feet are green and my arms are blue.

Food

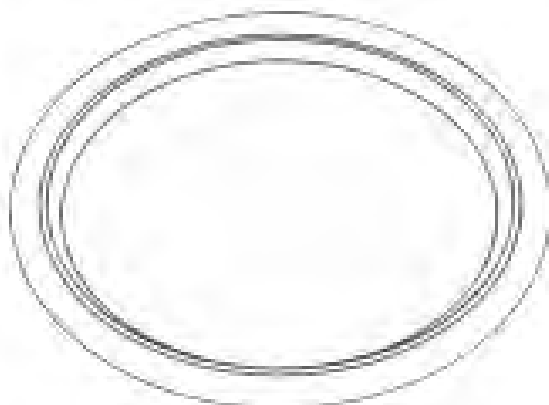
Read the sentence and draw the pictures.



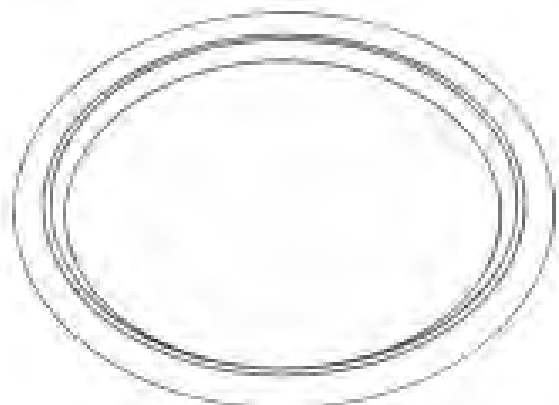
This plate has three cheese sandwiches, a green apple and a banana.



This plate has three chocolate cupcakes, a red apple and a spoon.



This plate has two bananas, an orange, a green apple and a strawberry.



This plate has a cheese sandwich, a tuna sandwich, some crisps and an orange.