



Year 2 Home Learning Pack

Number 4

June 2020

Dear parent / carer

During this difficult and unprecedented time, we want to minimise disruption to students' education as far as possible. We are therefore providing students with work to complete at home.

Below we have included a simplified version of their usual timetable as a guide for home learning.

Time		
09:00-9.30	Phonics/spelling	
9.30-9.40	Break	
9.40-10.30	Maths	
10.30-10.45	Break	
10.45-11.45	English – writing/punctuation	
11.45-12:45	Lunch	
12:45-1:00	Reading	
1:00-1:45	Monday	Topic
	Tuesday	Free choice
	Wednesday	TT Rockstars
	Thursday	Science
	Friday	Handwriting
1:45-2:00	Break	
2:00-3:00	Monday	Science
	Tuesday	Topic
	Wednesday	Art and craft
	Thursday	Free choice
	Friday	TT Rockstars
After School Activities	Jigsaw Lego words eas s	Board Games Colouring Pictures

In the enclosed pack there are resources to support your child's learning.

Students - what you should do:

- Complete all work to the best of your ability and as neatly as possible. Use the exercise book provided where appropriate.
- Try your best to complete tasks

Parents / carers – what you can do:

- Provide a quiet space for your child to work in.
- Try to follow the timetable outlined above.
- Encourage your child to complete all work to the best of their ability and as neatly as possible.
- Ask your child about the work they are doing and help them where you can; a great way of doing this is by testing them on what they have learned.

If you have any general queries, please contact us

- Direct message using Schoolcomms, Facebook or send us an email to together@damedorothy.org.uk

What to do if you or your child becomes ill:

- Please follow NHS guidance in relation to Coronavirus: <https://www.nhs.uk/conditions/coronavirus-covid-19/>


We understand this is a difficult and worrying time, and we aim to keep parents and students updated and informed regularly in relation to what is happening with school. We will be in touch with all parents via text/app once the situation changes. Also keep an eye on our Facebook page for further updates.

To support our home learning pack we will be posting regular activities on Facebook.

Parents can also send us pictures of children having fun / working from home via Facebook or together@damedorothy.org.uk

For this week's spellings...

we are looking at adding -ing, -ed, -er, -est and -y to words that end in -e with a consonant before it.




hiking
hiked
hiker




nicer


nicest




shiny



shining



scary



scaring

being

Crack the Code

Use the secret code to work out which of your spelling words are which.

a	b	c	d	e	f	g	h	i	j	k	l	m
1	2	3	4	5	6	7	8	9	10	11	12	13

n	o	p	q	r	s	t	u	v	w	x	y	z
14	15	16	17	18	19	20	21	22	23	24	25	26

19 8 9 14 25

14 9 3 5 18

19 3 1 18 25

8 9 11 5 4

2 5 9 14 7

14 9 3 5 19 20

8 9 11 9 14 7

Tick off the spellings that you have cracked the code for. Which words have you not ticked off? Write them here.

hiking	hibed	hiber	nicer
nicest	shiny	being	shining
scary	scaring		

Challenge Task

Write one in a sentence.

Look, Say, Cover, Write and Check!

Tick the columns as you follow the instructions from left to right. Make sure you spell the words in the 'write' column. If you spell the word incorrectly, write it again in the 'correction' column.

	Look	Say	Cover	Write	Check	Correction
hiking						
hiked						
hiker						
nicer						
nicest						
shiny						
being						
shining						
scary						
scaring						


Adding -ing, -ed, -er, -est and -y to Words That End in '-e' with a Consonant Before It.

n i c e s t g h s
 s e h i k i n g h
 c h i k e r u n i
 a u k h y u i i n
 r i e g s h i c i
 i o d h h d k e n
 n l b e i n g r g
 g p a s n e r t y
 s c a r y a r y i



hiking
 hiked
 hiker
 nicer
 nicest

shiny
 being
 shining
 scary
 scaring



For this week's spellings...

we are looking at doubling the consonant at the end of words before adding -ing, -ed, -er, -est and -y.




patting
patted



humming
hummed




dropping
dropped



sadder
saddest



runny



runner

Look, Say, Cover, Write and Check!

Tick the columns as you follow the instructions from left to right. Make sure you spell the words in the 'write' column. If you spell the word incorrectly, write it again in the 'correction' column.

	Look	Say	Cover	Write	Check	Correction
patting						
patted						
humming						
hummed						
dropping						
dropped						
sadder						
saddest						
runner						
runny						

A Sentence a Day Writing Sheets

Write a sentence to go with each picture.

beautiful excited scared busy people traffic reading feathers



The castle is _____



I would feel _____



The road is _____



I can see _____



The robin has _____

Questions

1. What do animals and plants need from their habitat?

2. Tick two different coastal habitats.

- sand dunes
- rainforest
- muddy estuaries

3. What is a porpoise?

- a plant
- a mammal
- a minibeast

4. Complete the sentence.

_____ have long, strong, flattened, _____

_____ eat.

5. Which do you think is the most important thing we can do to look after our beaches and why?

How to Write a Good Story


Characters

Who are the characters in your story?



Setting

Where is your story set? Is it in a forest, a town, in the park or somewhere else?




Opening

Introduce the characters and the location of the story.



Build-Up

Begin to write about what is happening at the start of your story. Don't forget to use the characters you introduced at the beginning of your story.



Dilemma


Write about a problem that is happening in your story. What is it that has gone wrong?


Resolution

Write about how the problem will be fixed. Think about how the characters might work together to solve whatever has gone wrong.

Closing

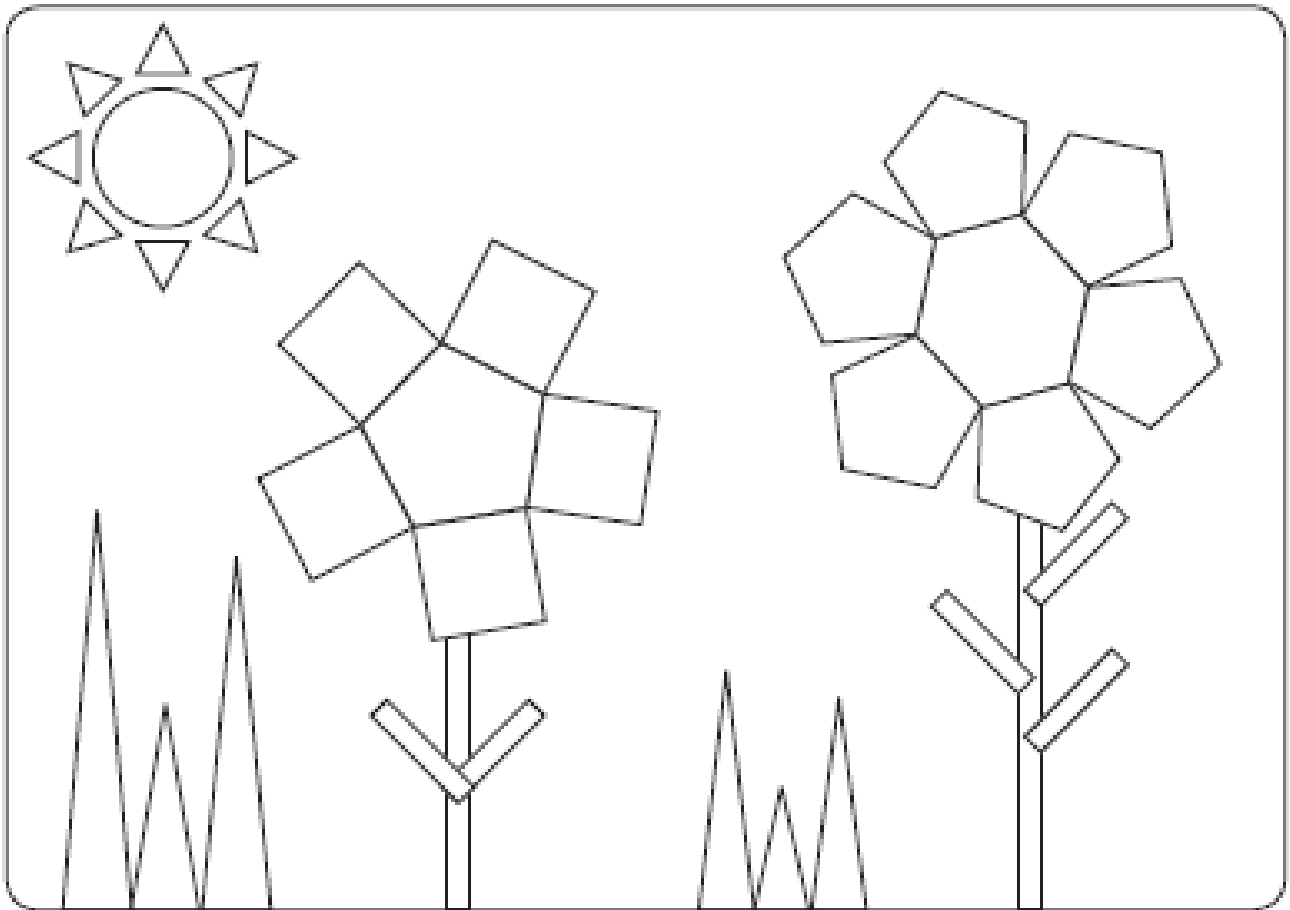
Bring everything in the story to an end and make sure the problem has been fixed.











2D Shape Picture

Count and colour the 2D shapes hidden in this summer picture.



Multiplication Summer Mosaic

Solve the calculations to reveal the hidden picture. Each answer has a special colour.

red = 1-12
yellow = 90-120

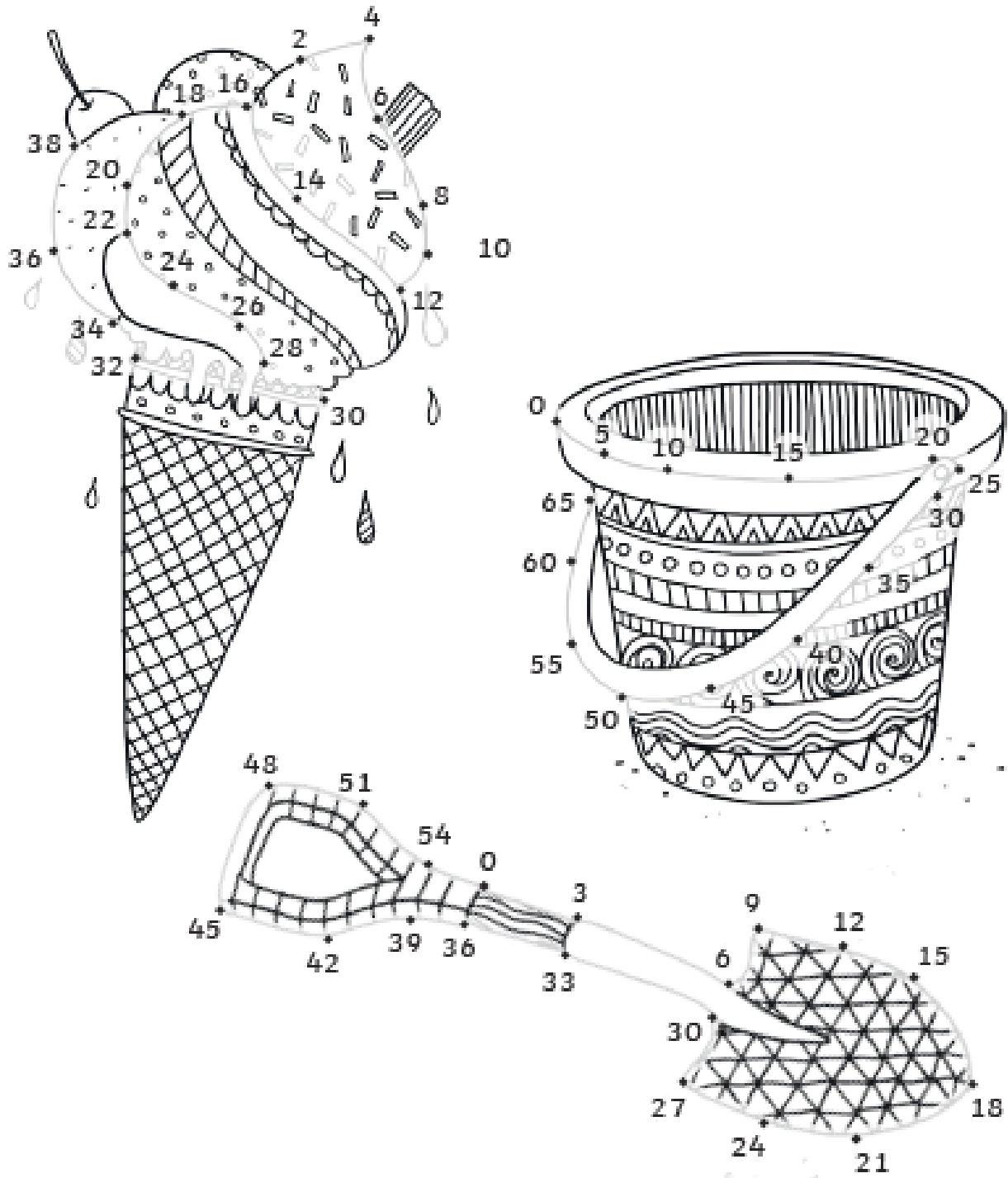
green = 40-55
white = 13-39

blue = 60-80

7×2	8×2	12×5	6×10	3×10	7×2	8×5	4×10	9×5
3×5	7×10	11×2	5×5	8×10	6×5	5×10	3×5	11×5
12×5	9×2	12×2	6×5	7×5	6×10	8×5	4×10	9×5
7×10	9×10	10×10	10×11	10×12	8×10	3×5	8×5	9×2
1×2	2×2	1×5	3×2	4×2	5×2	12×2	5×10	5×5
10×2	1×10	6×2	2×2	3×2	11×2	4×5	8×5	8×2
4×5	1×5	4×2	5×2	1×2	7×2	8×5	4×10	9×5
9×10	1×10	2×2	6×2	3×2	10×10	5×10	9×5	11×5
10×12	1×2	6×2	4×2	1×5	10×11	8×5	4×10	9×5

Counting in Multiples Dot to Dots

Count on in multiples to join the dots to complete the picture.



Summer Holiday Code Breaker

Solve the calculations and use the code breaker to spell out the summer-themed words.

a	b	c	d	e	f	g	h	i	j	k	l	m
6	15	21	5	13	24	18	7	12	1	25	19	9

n	o	p	q	r	s	t	u	v	w	x	y	z
22	16	11	26	2	17	20	3	10	8	14	23	4

	Answer	Letter
3×5		
$30 \div 10$		
$30 - 9$		
5×5		
$5 + 8$		
10×2		

	Answer	Letter
$20 - 13$		
$12 \div 2$		
$9 + 11$		

	Answer	Letter
$30 - 10$		
2×8		
$5 + 3$		
$20 - 7$		
$15 + 4$		

	Answer	Letter
$20 - 3$		
$2 + 1$		
11×2		
$15 + 6$		
$20 - 18$		
$7 + 6$		
$4 + 2$		
$20 - 11$		

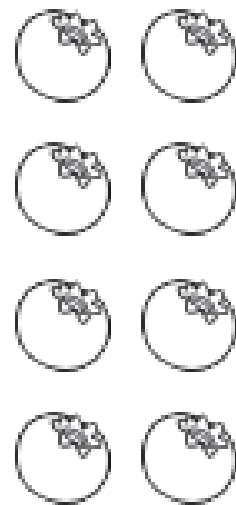


	Answer	Letter
$25 - 8$		
4×2		
$60 \div 5$		
$27 \div 3$		
$5 + 12$		
$1 + 2$		
$20 - 8$		
$15 + 5$		

	Answer	Letter
$4 + 8$		
$11 + 10$		
$20 - 7$		
$10 + 9$		
$8 + 8$		
$20 - 1$		
$8 + 11$		
$40 - 17$		



Summer Fruits Fractions

Colour the correct fractions of the fruits.

For each group of summer fruits, colour in $\frac{1}{2}$.






For each group of summer fruits, colour in $\frac{1}{4}$.



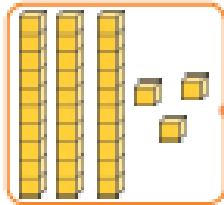
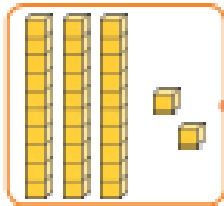
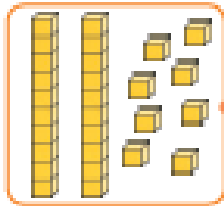
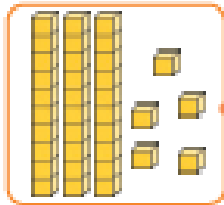

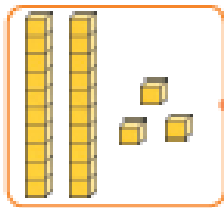
Summer Fruits Fractions

For each group of summer fruits, colour in $\frac{1}{3}$.



Number Representations to 40 Match Up

Draw a line to match the boats to the correct number representation.

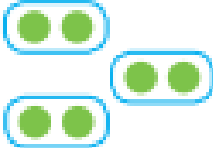



Put the numbers in order from smallest to greatest on the blank ships.










Multiplication

Complete the table. The first one is done for you.

Factors	Repeated Addition	Groups	Array	Related Calculation (commutative property)	Product
3×2	$2+2+2$			2×3	6
2×5					
3×10					
6×2					
4×3					
3×5					
2×10					

Division

Complete the table. The first one is done for you.

Division	Sharing	Answer	Related Multiplication Facts
$12 \div 3$		4	$3 \times 4 = 12$ $4 \times 3 = 12$
$8 \div 2$			
$10 \div 5$			
$20 \div 10$			
$12 \div 2$			
$9 \div 3$			
$15 \div 5$			

Topic work:

Find out all about The Great Fire of London use the internet to research



Here are some You Tube links to watch:

<https://www.youtube.com/watch?v=VarSSAwimU>
<https://www.youtube.com/watch?v=2uWPblrgAQ>
<https://www.youtube.com/watch?v=Er3GKw8Z3R4>

Activities:

- Retell the story of how the fire started in sentences with joining words like and/but/because
- Create a timeline of the events
- Write a diary about how someone might have felt at this time look at Samuel Pepys diary
- Build a Tudor house (attached)
- Write a newspaper report (attached)
- Learn the song London's Burning
- Create a painting of the Fire you can google pictures of the fire in your research
- Write a poem each line starting with a letter about fire e.g.

F
I
R
E

Look out for more activities on facebook!!