



Year 1 Home Learning Pack 3

May 2020

Dear parent /carer,

During this difficult and unprecedented time, we want to minimise disruption to students' education as far as possible. We are, therefore, providing students with work to complete at home.

Below is an idea for a timetable that you might like to use for your child's home learning. It is only an idea - please feel free to alter it where you feel necessary. I have left a few minutes spare between sessions to allow for a bit of give and take.

Time	
09:00-9:30	Joe Wicks PE/ Super movers
09:45-10:15	Phonics - check out the Ruth Miskin training page on Facebook
10:30-11:00	Break
11:00-11:30	Maths - please complete the daily White Rose home learning Watch a bit of Numberblocks on Cbeebies
12:00-1:00	Lunch
1:00-1:30	Reading/ story time/ audio book
1:30-2:00	English/ topic
2:00-2:30	Break
2:30-3:00	Monday Science
	Tuesday Play family games
	Wednesday Art/ crafts
	Thursday Jigsaws
	Friday Spellings - Y1 common exception words

In the enclosed pack, there are resources to support your child's learning.

Students - what you should do:

- Complete all work to the best of your ability and as neatly as possible. Use the exercise book provided where appropriate.
- Try your best to complete tasks

Parents/ carers – what you can do:

- Provide a quiet space for your child to work in.
- Try to follow the timetable outlined above.
- Encourage your child to complete all work to the best of their ability and as neatly as possible.
- Ask your child about the work they are doing and help them where you can; a great way of doing this is by testing them on what they have learned.

If you have any general queries, please contact us

- Direct message using Schoolcomms, Facebook or send us an email to together@damedorothy.org.uk

What to do if you or your child becomes ill:

- Please follow NHS guidance in relation to Coronavirus: <https://www.nhs.uk/conditions/coronavirus-covid-19/>

We understand this is a difficult and worrying time and we aim to keep parents and students updated and informed regularly in relation to what is happening with school. We will be in touch with all parents via text/app once the situation changes. Also keep an eye on our Facebook page for further updates.

To support our home learning pack, we will be posting regular activities on Facebook.

Parents can also send us pictures of children having fun/ working from home via Facebook or together@damedorothy.org.uk

Put these, or similar, items into a bag.
Touch the objects in the bag. How do they feel?

Complete the table with crosses and ticks

	rough	smooth	soft
stone			
cotton wool			
pine cone			
furry toy			
sand paper			
wooden block			


Adults - could you please choose 6 different things for your child to smell? These could be fruits, vegetables, spices etc. Don't let your child see the item if you can help it. Then they can use their senses to describe what they can smell.

Smell Investigation

Number of box	What we think is in the box	Like/Don't like
1		
2		
3		
4		
5		
6		

Make a list, putting the smell you like first

Which creatures do these eyes belong to?




Parts of a Body

Name: _____ Date: _____

Draw an animal in the box.

Label the correct parts of the body.




Animal Mosaic

Read the real and nonsense words with each grapheme in. Use the key to colour in the squares to reveal the hidden picture.


Real words with ie = dark blue	Real words with ue = light brown	Real words with ir = dark green
Nonsense words with ie = light blue	Nonsense words with ue = dark brown	Nonsense words with ir = light green

klie	cried	srie	clie	rescue	fried	tie	stied	pie
briem	siep	tried	true	cue	queue	replied	swied	gie
tie	pies	grirt	plue	thue	balue	pirt	shie	tied
queues	rescued	drue	swirt	shirt	yirth	hilue	clue	blue
lieg	ciieg	pue	bird	pirst	stir	fepue	flieff	shieg
friep	lie	slue	plirst	skue	cirk	chue	kiesh	giess
tissue	glue	wue	first	chirt	third	shue	statue	argue
crieb	spied	crue	tirl	girl	birsty	kue	shiech	died
vieck	griet	frir	twue	zue	lusue	chirt	yien	plief
slien	die	prieb	trief	Tuesday	drieg	kliep	dried	lied


How to Draw a Dog



1



2



3



4



5




Dog Fact File

Dogs live...

Dogs have...

Dogs eat...



What would you like to know about animals?

Make a list of questions. Remember to use a capital letter, finger spaces and to finish with a question mark.

I'll start you off...


What do goats eat?

Why do pigs roll in the mud?


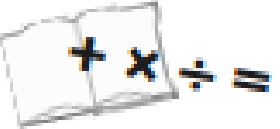










Statement or Exclamation?

I can understand the differences between statements and exclamations.



1. If you think the sentence is a statement write an 'S' in the box next to it. If you think the sentence is an exclamation, write an 'E' in the box next to it.

	a) How awful it will be if the dragon catches us!	
	b) What a hard maths problem this is!	
	c) The ride takes about 3 minutes.	
	d) What a terrible fight those cats are having!	
	e) How hot it is today!	
	f) Peas are a small vegetable.	
	g) The house is empty.	
	h) It may rain later.	
	i) Pandas eat bamboo.	
	j) What a fast train we are travelling on!	



Question Mark, Exclamation Mark or Full Stop?

Cut and paste a question mark, exclamation mark or full stop in the box to finish off the sentence correctly.

a) Do you like cake



b) Look out



c) Dad is mowing the lawn



d) Would you like to play with me



e) Well done Riley



f) Sam went down the slide



Adding -er and -est to Adjectives Without Changing the Root Word

Can you complete this table by writing the comparative (er suffix) and the superlative (est) adjectives?

Root Word	Adding -er (comparative)	Adding -est (superlative)
grand		
fresh		
quick		
smart		
tight		
fast		
young		
smooth		
strong		
sharp		
high		
sweet		
quiet		
long		
loud		

Adding 'er' and 'est'

1. Fill in the table below.

root word	add 'er'	add 'est'
tall	_____	_____
quick	_____	_____
thick	_____	_____
light	_____	_____
fast	_____	_____
fresh	_____	_____
bright	_____	_____
cold	_____	_____
warm	_____	_____

2. Choose 3 of the words from the table and put them into sentences.
Don't forget capital letters and full stops!

1. _____

2. _____

3. _____



Writing un- Words



1. Read each sentence. Add un- to the word in bold. Write a new sentence using the -un word you have made.



Abi is being **kind** to Tom.



I will **load** the car.



Bill and Suki are being **friendly**.



Ben can **dress** himself.



Last week, Carla was feeling **well**.

Emperor Penguins

Amazing Fact

Emperor penguins can dive down to 565 metres underwater - the deepest of any bird.

Challenge

Read the information about penguins below and then answer the questions on the following page.

Feathers

They have four layers of feathers which are waterproof and protect them from the cold.

Flippers

Their flippers are small but strong so they can swim quickly through the water.

Claws

They have strong claws so that they can grip onto the ice as they shuffle along.



Tummy

Their tummies are smooth, so that they can slide when they need to travel a long way over the ice.

Emperor penguins grow to 1.15m tall. They are the largest type of penguin and they can survive temperatures as low as -60°C ! (That's more than three times colder than a freezer!)

You could also try to find out:

- why the penguins dive so deep;
- what emperor penguins eat;
- how many different penguin species there are.

Questions

1. How many layers of feathers does an emperor penguin have? Tick one.

three

four

five

2. Why do they have strong flippers? Tick one.

to help them fly

to help them swim

to help them walk

3. How do emperor penguins travel a long way over the ice? Tick one.

they walk

they slide

they swim

4. What helps them to grip onto the ice when they walk? Tick one.

their flippers



their feathers

their claws

5. What does 'waterproof' mean?

Pets

Read the sentence and colour the picture.



1. The first hamster has pink feet and orange hands.
2. The first rabbit has ears with blue and pink spots.
3. The third rabbit has legs with red and yellow stripes.
4. The second hamster has yellow, pink and blue spots.
5. The second rabbit has pink ears and a green body.

Matching Animal Legs



Matching Animal Legs

elephant

duck

frog

zebra

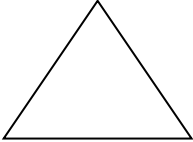
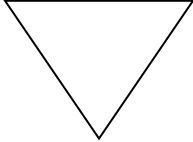
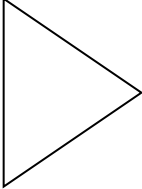




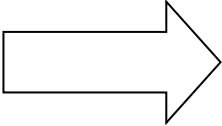
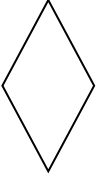

monkey

crab


horse

giraffe

Position and Direction

My Shape	My shape after a half turn	My shape after a quarter turn
		
		
		
		
		
		

Pirate Paraphernalia - Following Directions



This very messy pirate has left his stuff everywhere! Can you follow the directions and help him gather it all up?

Pirate Paraphernalia - Following Directions

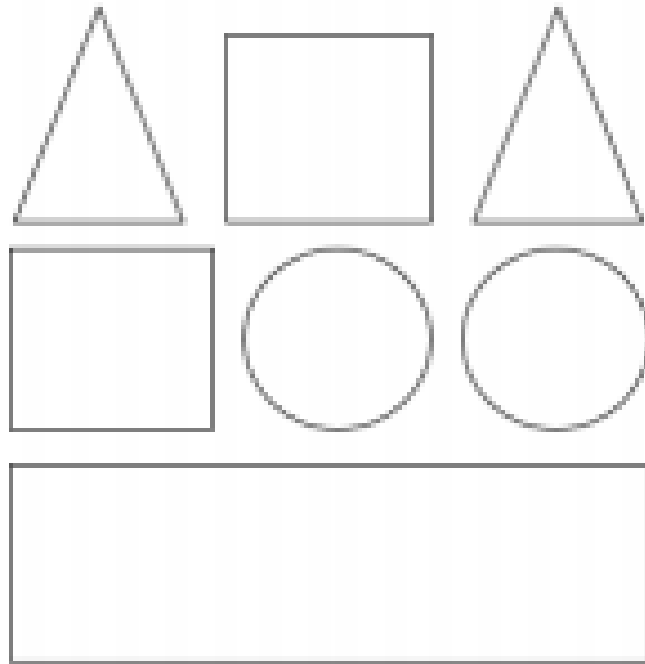
For each set of directions, start facing North from the black square next to the pirate ship.

1. Forward 1, left 3 =
2. Right 2, forward 2 =
3. Forward 2, right 1, forward 4 =
4. Forward 3, left 2, back 3 =
5. Right 1, forward 3, left 5 =
6. Forward 3, right 1, forward 2, left 2 =
7. Forward 1, left 2, forward 3, left 1 =
8. Forward 3, left 2, forward 3, right 2, back 2 =
9. Left 1, forward 1, left 1, forward 2, right 1, back 1 =
10. Forward 1, left 2, forward 2, right 3, forward 2, left 1, forward 1,
left 4 =

Can you write directions back to the pirate ship?



Use the clues to colour the shapes.




- The middle circle is blue.
- The shape up from the right circle is green.
- The shape down from the right triangle is red.
- The shape down from the circles is green.
- The square to the left of the green triangle is red.
- The shape up from the rectangle is blue.
- The remaining shape is red.

Can you fill in the missing numbers?



1	2	3		5	6	7	8	9	10
11	12	13	14	15	16	17		19	20
21	22	23	24	25		27	28	29	
31	32	33	34	35	36	37	38	39	40
41		43	44	45	46	47	48	49	50
51		53	54	55	56	57	58	59	60
61	62	63		65	66	67	68	69	70
71	72		74	75	76	77	78		80
81	82	83	84	85			88	89	90
	92	93	94	95		97	98	99	100



Number Jigsaws

Someone has broken the number square into pieces!
Can you fill in the missing numbers?

		5
13		
23		

11	12	
		33

8	
	19

13		15
	24	

16
36

		65
73		75


	27	
		38
		48

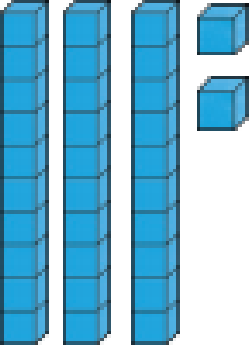
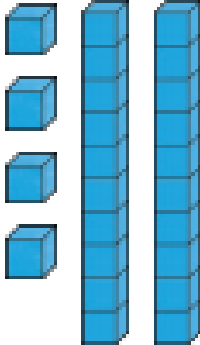

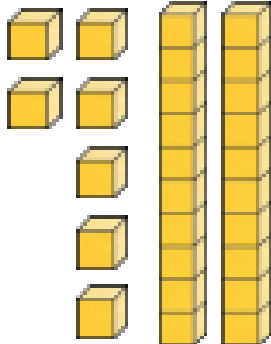



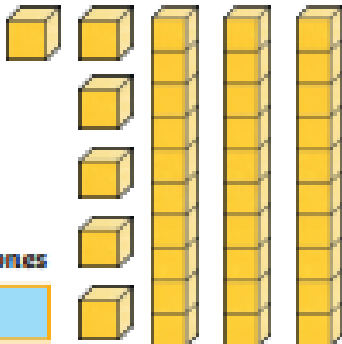
44		
		66

78		
	89	
		100



Greater Than or Less Than

Compare these numbers. Write the number shown by the pictures then circle the correct sign. The first one is an example.



 <p>tens ones</p> <p><input type="text" value="3"/> <input type="text" value="2"/></p>	<p><input checked="" type="radio"/> $>$ <input type="radio"/> $<$ <input type="radio"/> $=$</p>	 <p>tens ones</p> <p><input type="text" value="2"/> <input type="text" value="4"/></p>
 <p>tens ones</p> <p><input type="text"/> <input type="text"/></p>	<p><input type="radio"/> $>$ <input type="radio"/> $<$ <input type="radio"/> $=$</p>	 <p>tens ones</p> <p><input type="text"/> <input type="text"/></p>
 <p>tens ones</p> <p><input type="text"/> <input type="text"/></p>	<p><input type="radio"/> $>$ <input type="radio"/> $<$ <input type="radio"/> $=$</p>	 <p>tens ones</p> <p><input type="text"/> <input type="text"/></p>
 <p>tens ones</p> <p><input type="text"/> <input type="text"/></p>	<p><input type="radio"/> $>$ <input type="radio"/> $<$ <input type="radio"/> $=$</p>	 <p>tens ones</p> <p><input type="text"/> <input type="text"/></p>

Poppy and Freya have some coins.



Poppy



Freya

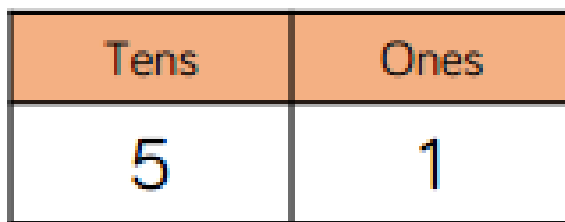
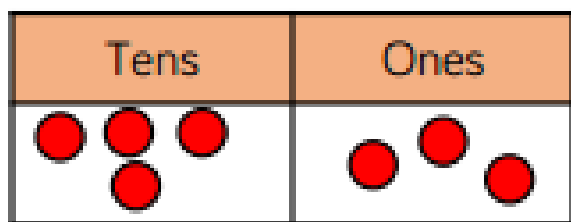
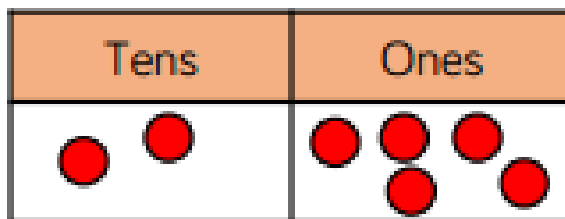
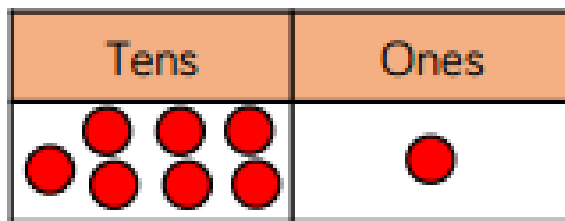


Poppy and Freya's coins add up to more than 50p.

Freya's amount is greater than Poppy's.

What coins could the girls have?

Compare the numbers using $<$, $>$ or $=$



Complete the statements.

$70 < \square$

$86 > \square$

$\square > 91$

$\square < 52$

$64 < \square$

$\square < 100$

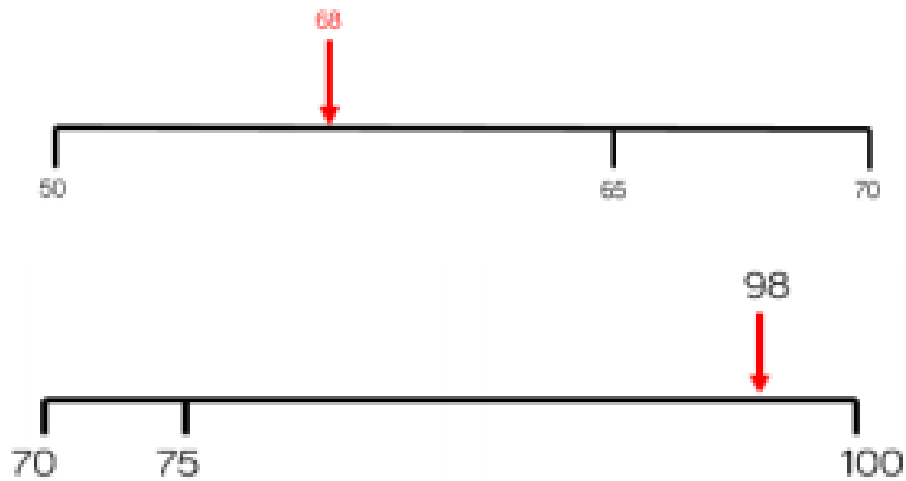
Complete the stem sentences.

62 is _____ than 55 but less than _____.

90 is less than _____ but _____ than 88.

____ is greater than _____ but less than _____.

Leo has marked numbers on his number lines.
Has he made any mistakes?



How many different ways can you complete the place value charts to make the statement correct?

Tens	Ones
5	

 <

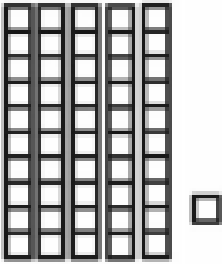



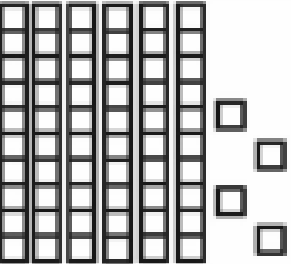
Tens	Ones
	3

Place Value






Name: Date:

Write how many groups of tens and ones there are.

	_____ tens _____ ones _____ + _____ = _____
	_____ tens _____ ones _____ + _____ = _____
	_____ tens _____ ones _____ + _____ = _____
	_____ tens _____ ones _____ + _____ = _____
	_____ tens _____ ones _____ + _____ = _____

1 Less 1 More

Can you find 1 less and 1 more than the number shown?



100 Square More and Less

Choose a number in the hundred square and write it in the middle square.
Use your number to work out what to write in the boxes around it.

	10 less	
1 less		1 more
	10 more	

	10 less	
1 less		1 more
	10 more	

	10 less	
1 less		1 more
	10 more	

	10 less	
1 less		1 more
	10 more	