



Year 1 Home Learning Pack

May 2020

Dear parent /carer,

During this difficult and unprecedented time, we want to minimise disruption to students' education as far as possible. We are, therefore, providing students with work to complete at home.

Below is an idea for a timetable that you might like to use for your child's home learning. It is only an idea - please feel free to alter it where you feel necessary. I have left a few minutes spare between sessions to allow for a bit of give and take.

Time	
09:00-9:30	Joe Wicks PE/ Super movers
09:45-10:15	Phonics - check out the Ruth Miskin training page on Facebook
10:30-11:00	Break
11:00-11:30	Maths - please complete the daily White Rose home learning Watch a bit of Numberblocks on Cbeebies
12:00-1:00	Lunch
1:00-1:30	Reading/ story time/ audio book
1:30-2:00	English/ topic
2:00-2:30	Break
2:30-3:00	Monday Science
	Tuesday Play family games
	Wednesday Art/ crafts
	Thursday Jigsaws
	Friday Spellings - Y1 common exception words

In the enclosed pack, there are resources to support your child's learning.

Students - what you should do:

- Complete all work to the best of your ability and as neatly as possible. Use the exercise book provided where appropriate.
- Try your best to complete tasks

Parents/ carers – what you can do:

- Provide a quiet space for your child to work in.
- Try to follow the timetable outlined above.
- Encourage your child to complete all work to the best of their ability and as neatly as possible.
- Ask your child about the work they are doing and help them where you can; a great way of doing this is by testing them on what they have learned.

If you have any general queries, please contact us

- Direct message using Schoolcomms, Facebook or send us an email to together@damedorothy.org.uk

What to do if you or your child becomes ill:

- Please follow NHS guidance in relation to Coronavirus: <https://www.nhs.uk/conditions/coronavirus-covid-19/>

We understand this is a difficult and worrying time and we aim to keep parents and students updated and informed regularly in relation to what is happening with school. We will be in touch with all parents via text/app once the situation changes. Also keep an eye on our Facebook page for further updates.

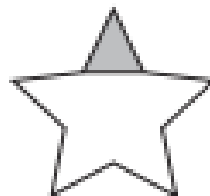
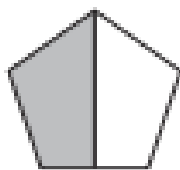
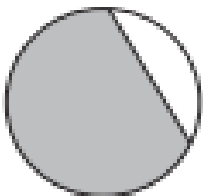
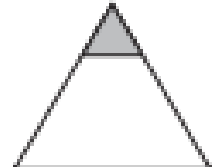

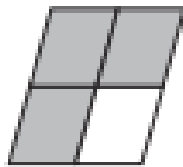

To support our home learning pack, we will be posting regular activities on Facebook.

Parents can also send us pictures of children having fun/ working from home via Facebook or together@damedorothy.org.uk

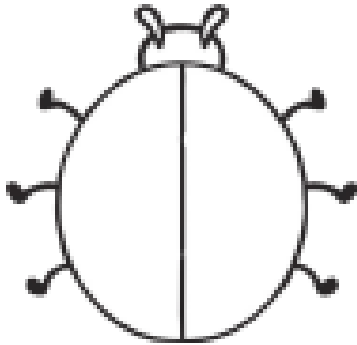
Is It Half?

Can you sort these shapes into the correct column?

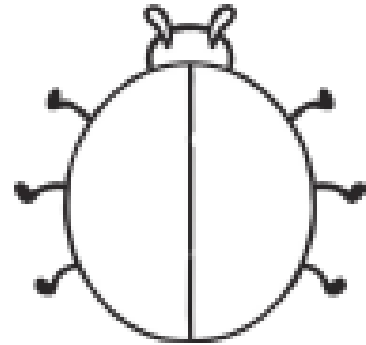
$\frac{1}{2}$	Not $\frac{1}{2}$



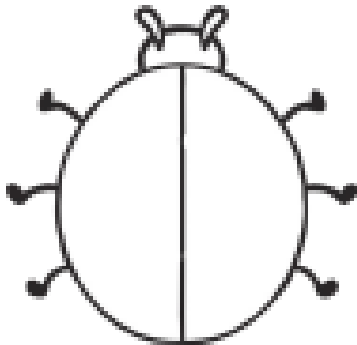
Ladybird Halving to 20



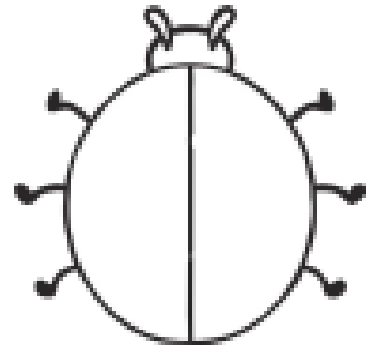

Half is _____



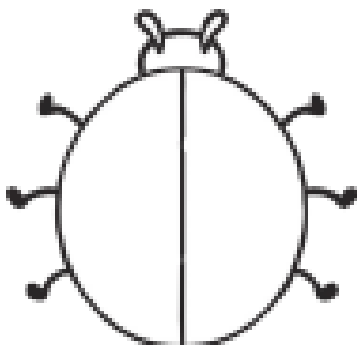
Half is _____



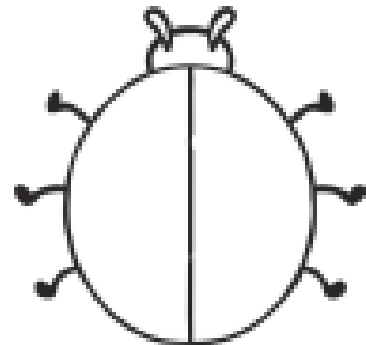
Half is _____



Half is _____



Half is _____



Half is _____

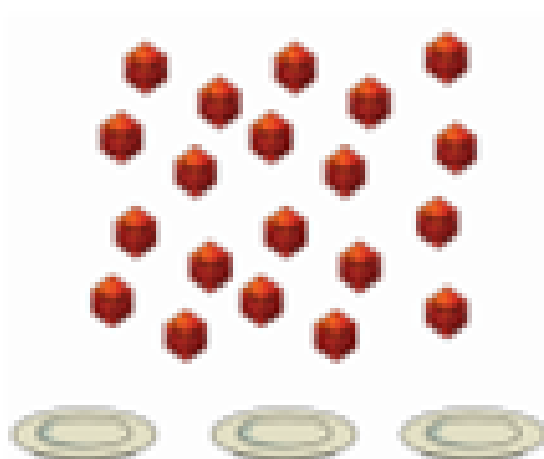
How many different ways can you shade one half of the shapes?



Sam is halving the number 20

He gets 20 cubes and 3 plates

Has he done this correctly? Explain why.



Is It a Quarter?

Can you sort these shapes into the correct column?

$\frac{1}{4}$	Not $\frac{1}{4}$

twinkl

twinkl.co.uk

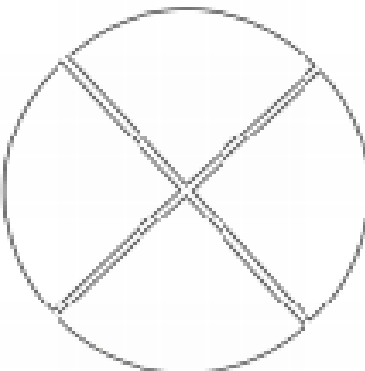
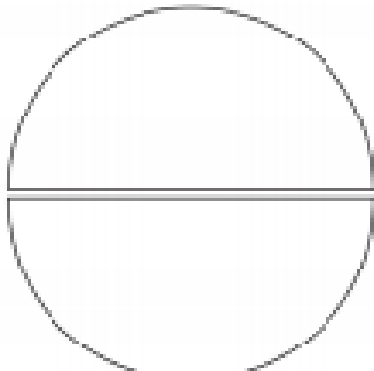
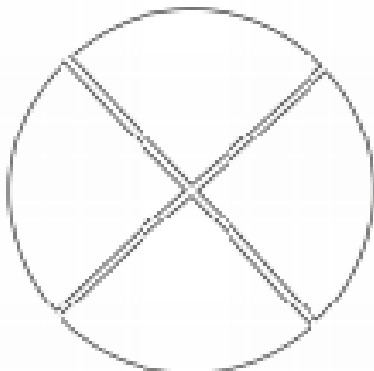
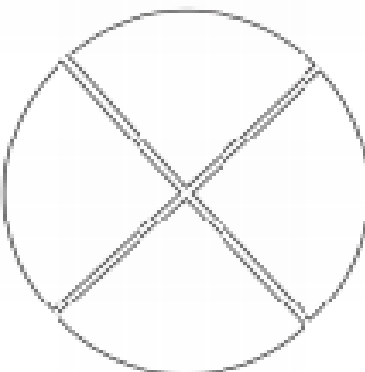
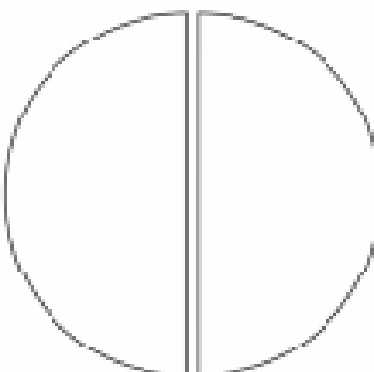

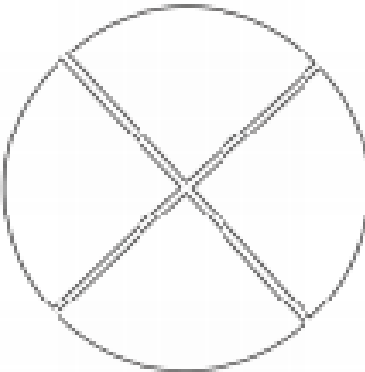
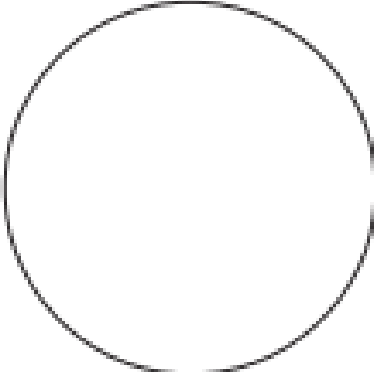
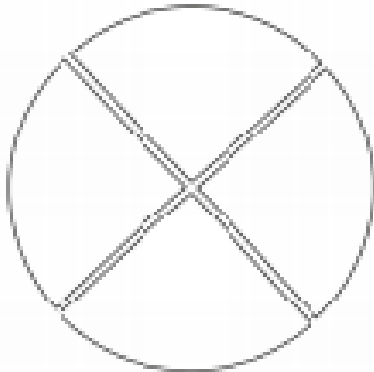


twinkl

visit [twinkl.com](https://www.twinkl.com)






Read and Colour the Fractions

		
one quarter	one half	three quarters
		
whole	one half	one quarter
		
$\frac{1}{4}$	$\frac{1}{2}$	$\frac{3}{4}$




Spring Fractions

Colour the correct fractions of the spring pictures.




For each group of spring pictures, colour in $\frac{1}{2}$.


		
---	--	---

For each group of spring pictures, colour in $\frac{1}{4}$.

		
---	--	---

For each group of spring pictures, colour in $\frac{1}{3}$.


		
---	--	---




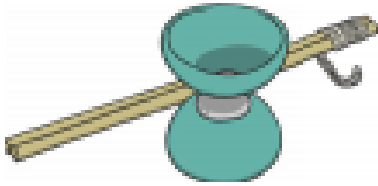
twinkl.co.uk

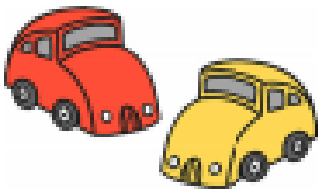



Toy Comparison



Look at the pictures. Write down how you think the toys are similar and different.

<p>Victorian diablo</p> 	<p>Modern diablo</p> 
<p>Similarities</p>	<p>Differences</p>

<p>Victorian tin car</p> 	<p>Modern remote control car</p> 
<p>Similarities</p>	<p>Differences</p>

Reading Comprehension

Four Key Words

Read the sentence and colour the picture.



1. The first child has a green and blue jumper.
2. The third child has red and yellow shoes.
3. The fourth child has a pink and purple skirt.
4. The second child has a blue and pink dress.
5. The third child has a blue and red jumper.
6. The fourth child has blue and pink socks.

Troll's Troubles

2 Dear diary,
11 I love my little house underneath the bridge in
21 the valley but I get very grumpy when I hear
30 grubby, little goats trotting over the top of it
39 when I am trying to sleep. One morning, three
48 goat brothers made a plan to cross my bridge;
58 they knew it would make me cross. One at a
66 time, they bashed their hooves across the bridge.
77 When I went outside to tell them to be quiet, the
87 biggest goat pushed me with his horns and I fell
98 off the bridge into the river. I was furious! I think
103 I'm going to move house.

106 Dave the Troll



Quick Questions

1. Why does the troll get grumpy when people cross the bridge?



2. Number these events from 1 to 3 to show the order they happened in.



_____ The troll decided to move house.

_____ The three goats made a plan.

_____ The biggest goat pushed the troll.

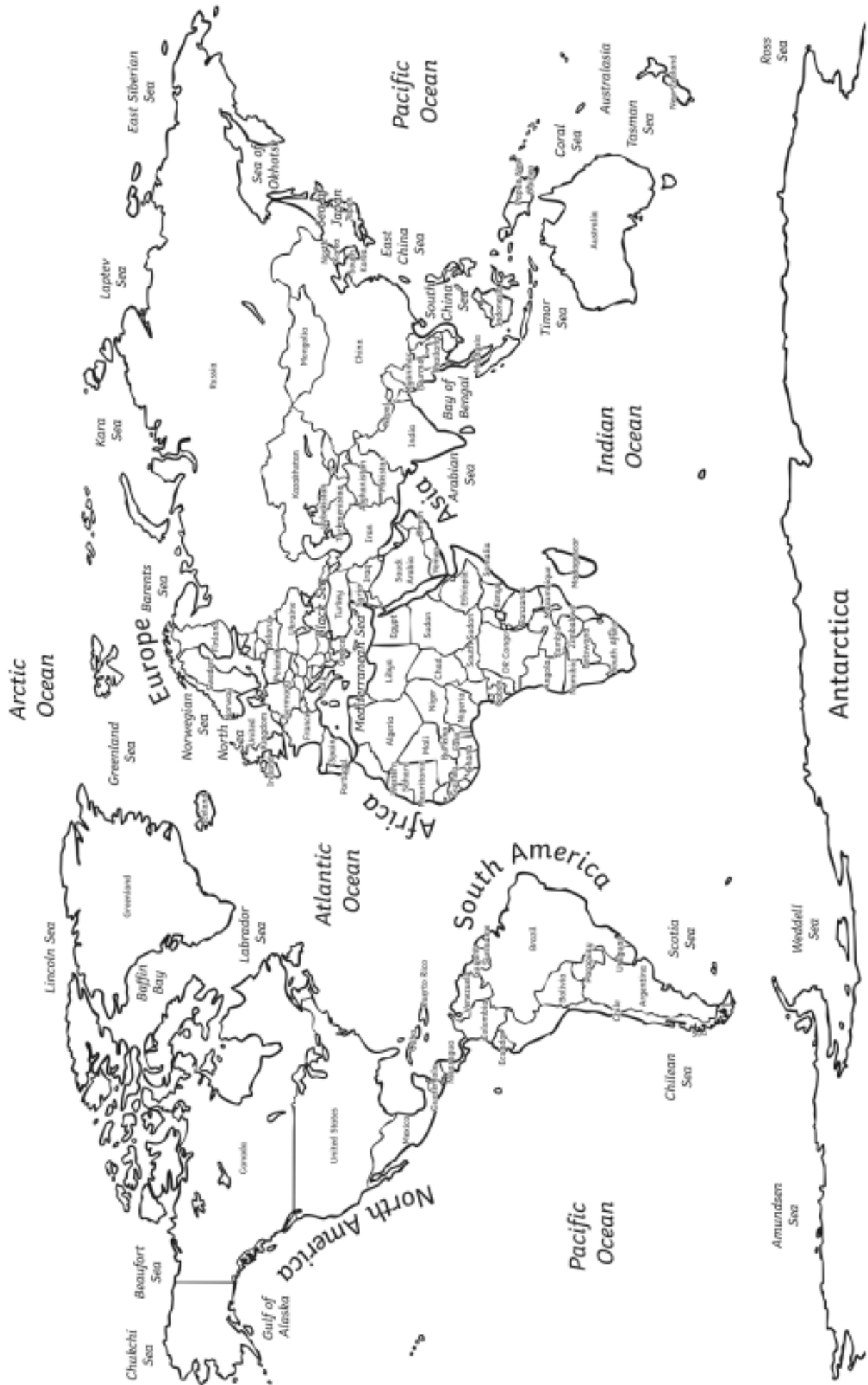
3. Where does the troll live?



4. Find and copy two adjectives in the text which mean the same as 'angry'.



Map of the World



What invention do you think would change the world?



twinkl.com

Numbers in Words

Write the numbers in words.

1

2

3

4

5

6

7

8

9

10

11

12

13

14

15

16

17

18

19

20

Adding 'ing' and 'ed' to a word


	ing	ed
play		
look		
frown		
pull		
push		
laugh		


Farm Animals

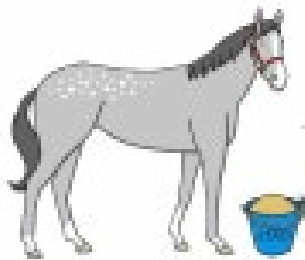
sheep - cow - goat - pig - duck - donkey - horse - chicken


Labelling

Label the pictures with the right farm animal.











Matching

Match the picture to the word.




pig




chicken



dog




sheep



donkey

Write simple sentences

Write some sentences about different farm animals.




The dog has four legs.

Split Pin Horse




Use this grid to copy the picture of the lamb. Draw one rectangle at a time.
Look and copy carefully!













Animals

I can put 's' on the end of a word to show that there are more than one.



1. Write the singular and plural of these words.

			
1 <i>cat</i>	2 <i>cats</i>		
			

Look at each of the bold words. You need to make them plural so that they make sense. Write the correct sentences underneath.

2. There were ten **chicken** and two **duck** in the farmyard.

a) _____

3. Five **cow** were standing in a grassy field.

a) _____

Adding '-s' and '-es'

Practise the words on this list using look, say, cover, write and check.

Hint: When you add '-s' to the end of a word, listen for the end sound of the word. Most words just need '-s', but if the end sound is 'ch', 'sh', 'ss', 'x' or 'zz' then add '-es'.



Look



Say



Cover



Write



Check

Word	1st try	2nd try	3rd try
cats			
eats			
rocks			
days			
sits			
glasses			
buzzes			
washes			
catches			
boxes			

Challenge

Fill in the missing words in these sentences by adding '-s' or '-es':

The teacher asked David to give out the _____ . (book)

When a cat is angry, it _____ at you. (hiss)

My brother _____ football every week. (watch)

Our dog _____ to go for a walk. (like)

The genie granted Aladdin three _____ . (wish)

We saw three _____ playing in the woods. (fox)

Make It Plural

Write the correct words next to the pictures in the boxes below.

Singular	Plural
