



Year 2 Home Learning Pack

May 2020

Dear parent / carer

During this difficult and unprecedented time, we want to minimise disruption to students' education as far as possible. We are therefore providing students with work to complete at home.

Below we have included a simplified version of their usual timetable as a guide for home learning.

Time		
09:00-9.30	Phonics/spelling	
9.30-9.40	Break	
9.40-10.30	Maths	
10.30-10.45	Break	
10.45-11.45	English – writing/punctuation	
11.45-12:45	Lunch	
12:45-1:00	Reading	
1:00-1:45	Monday	Topic
	Tuesday	Free choice
	Wednesday	TT Rockstars
	Thursday	Science
	Friday	Handwriting
1:45-2:00	Break	
2:00-3:00	Monday	Science
	Tuesday	Topic
	Wednesday	Art and craft
	Thursday	Free choice
	Friday	TT Rockstars
After School Activities	Jigsaw Lego words earches	Board Games Colouring Pictures

In the enclosed pack there are resources to support your child's learning.

Students - what you should do:

- Complete all work to the best of your ability and as neatly as possible. Use the exercise book provided where appropriate.
- Try your best to complete tasks

Parents / carers – what you can do:

- Provide a quiet space for your child to work in.
- Try to follow the timetable outlined above.
- Encourage your child to complete all work to the best of their ability and as neatly as possible.
- Ask your child about the work they are doing and help them where you can; a great way of doing this is by testing them on what they have learned.

If you have any general queries, please contact us

- Direct message using Schoolcomms, Facebook or send us an email to together@damedorothy.org.uk

What to do if you or your child becomes ill:

- Please follow NHS guidance in relation to Coronavirus: <https://www.nhs.uk/conditions/coronavirus-covid-19/>

We understand this is a difficult and worrying time, and we aim to keep parents and students updated and informed regularly in relation to what is happening with school. We will be in touch with all parents via text/app once the situation changes. Also keep an eye on our Facebook page for further updates.

To support our home learning pack we will be posting regular activities on Facebook.

Parents can also send us pictures of children having fun / working from home via Facebook or together@damedorothy.org.uk

Parent Guide

How can I use this with my children?

These activities allow your child to practise spotting and using contractions. They include identifying the missing apostrophes, the words that form a contraction and different contracted forms of words.

How does this help my children's learning?

Being able to identify contractions and the words that form them, as well as how to use apostrophes, is an important skill for your child to learn, helping them to change the tone of their writing.

Ideas for further learning:

When your child has become confident with forming contractions, using apostrophes to represent the missing letters, they will need to start practising using them in sentences of their own.














Contraction Chipmunks

The contraction chipmunks have left the burrow to find food but they have forgotten which items they have to collect. Help the contraction chipmunks find their way to the correct food item by matching the word on each chipmunk to the expanded form on the food.

Draw a line to match the chipmunk to the food item. One has been done for you.

	he'd		I will
	can't		should not
	I'll		he would
	shouldn't		cannot
	haven't		they have
	they've		she would
	she'd		have not



Chris Contraction

Chris Contraction has been set some homework by his teacher. However, he is finding the work a little tricky. Can you help him complete the following questions by writing the correct answer in the space provided?

Write the contraction:

I will	_____	would have	_____
they have	_____	does not	_____
he is	_____	it is	_____
you are	_____	we are	_____
do not	_____		

Write the expanded form:

don't	_____	he's	_____
what's	_____	where's	_____
we're	_____	you'll	_____
can't	_____	I'd	_____



Detective Daisy

Detective Daisy is looking for words that can be contracted in the following sentences. Can you help her find them by writing each sentence out again with the contracted word form?

For example:

Expanded form: In the morning, **they will** be going on holiday.

Contracted form: In the morning, **they'll** be going on holiday.

1. Later, we are going to the park.

2. Lucy was amazed! She had never been to such a fantastic place.

3. I have always wanted a pet dog.

4. Where is the party tomorrow afternoon?

5. John is very friendly and he is funny too.

6. It is very late so we will finish the game tomorrow.

7. In the cave, there is a mighty dragon.

Common Contraction Words

This list of common contracted words and their expanded forms can help when you're practising how to spell contractions.

shouldn't	-	should not	isn't	-	is not
aren't	-	are not	wasn't	-	was not
wouldn't	-	would not	weren't	-	were not
couldn't	-	could not	hasn't	-	has not
doesn't	-	does not	hadn't	-	had not
haven't	-	have not	don't	-	do not
they're	-	they are	mustn't	-	must not
they'll	-	they all	who's	-	who is
they've	-	they have	what's	-	what is
that's	-	that is	where's	-	where is
can't	-	can not	won't	-	will not
we're	-	we are	she's	-	she is
we've	-	we have	he's	-	he is
we'll	-	we will	you'll	-	you will
I'll	-	I will	you're	-	you are
I've	-	I have	who'll	-	who will
it's	-	it is	didn't	-	did not


Character Profile

Character name

Appearance:

Personality:

Draw a sketch of your character:



Actions: What does your character **do** in the story?

Change:

Writing Challenge Cards

You find an old suitcase in your dusty attic.
Describe the things that you find inside.

Think about:

- How old are the objects?
- What do the objects look like?
- Who do you think the suitcase may have belonged to?

Check:

- capital letters and full stops;
- your spelling in a dictionary;
- that you have used some interesting adjectives.



twinkl.co.uk

Writing Challenge Cards

Describe your dream holiday...

Think about:

- where would you go;
- what sorts of things you would want to do there;
- who you would want to go with.

Check:

- capital letters and full stops;
- that every sentence makes sense;
- that you have explained why you want to go there.



twinkl.co.uk

Writing Challenge Cards

Write a story using this as the first sentence: I crept carefully into the cellar and realised that there was something down there, waiting for me.

Think about:

- what was in your cellar;
- whether it is good or evil;
- how it got into your cellar and why.

Check:

- capital letters and full stops;
- if it all make sense;
- you have written in just the first or third person.



twinkl.co.uk

Writing Challenge Cards

Imagine that an alien visited Earth for the day. What kind of things would you do with him?

Think about:

- how would you speak to him/her;
- what sorts of things you would both do together;
- what places you would want to show him/her.

Check:

- capital letters and full stops;
- your spelling in a dictionary;
- that you have used some interesting adjectives.




twinkl.co.uk



My News My Weekend



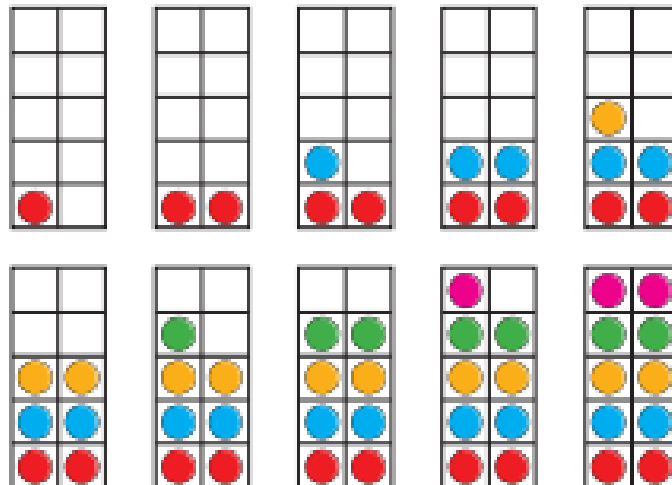




date: ----- by: -----

Odd and even numbers

- 1 Eva uses counters to make the numbers from 1 to 10



Which numbers are even?

What do you notice about all the even numbers?



- 2 Use counters and ten frames.

- Show that 14 is an even number.
- Show that 15 is an odd number.
- Work out whether 18 is even or odd.

Compare answers with a partner.



- 3 Draw circles to show the groups.

- Group the shoes in 2s to show that 16 is even.




b) Group the socks in 2s to show that 17 is odd.



4 Colour all the even numbers on a 50 grid.

What do you notice about the last digit of all the even numbers?

5 Dexter makes the number 70 from base 10



70 is odd as you cannot share into 2 equally.



What mistake has Dexter made?

6 a) Teddy has a 2-digit number.

The 1st digit has been covered up.

Is Teddy's number odd or even?

odd

even

you cannot tell

How do you know?



Odd and Even Numbers

Click the odd numbers to turn them blue. Leave the even numbers grey.

Talk to your helper about what patterns you notice.

1 2 3 4 5 6 7 8 9 10

--	--	--	--	--	--	--	--	--	--

13 14 15 16 17 18 19 20 21 22

--	--	--	--	--	--	--	--	--	--

29 28 27 26 25 24 23 22 21 20

--	--	--	--	--	--	--	--	--	--

Look at the 'ones' digit of all the odd numbers. What do you notice?

--

Look at the 'ones' digit of all the even numbers. What do you notice?

--

Tick the odd numbers:

72 34 21 79 125 108 80

Tick the even numbers:

88 22 50 21 342 233 44

Saira has 25 pencils. Her teacher has asked her to divide them between two pots. Saira says, 'I won't be able to do it.' Is she right? Explain why.

--

Doubling and Halving

2



Double 2 is _____

Half of 2 is _____

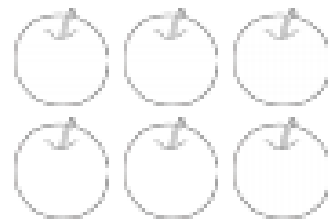
4



Double 4 is _____

Half of 4 is _____

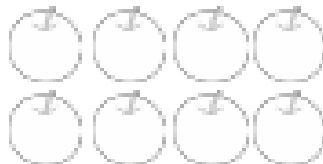
6



Double 6 is _____

Half of 6 is _____

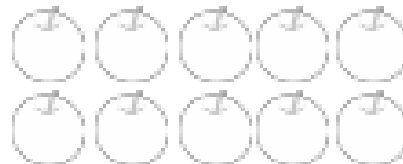
8



Double 8 is _____

Half of 8 is _____

10



Double 10 is _____

Half of 10 is _____

Doubling and Halving

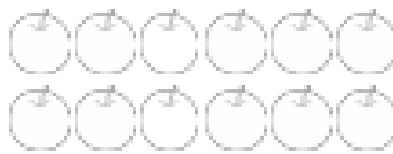
10



Double 10 is _____

Half of 10 is _____

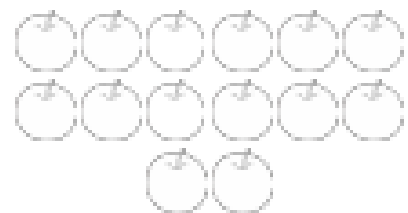
12



Double 12 is _____

Half of 12 is _____

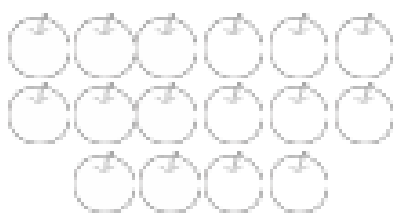
14



Double 14 is _____

Half of 14 is _____


16



Double 16 is _____

Half of 16 is _____


18



Double 18 is _____

Half of 18 is _____

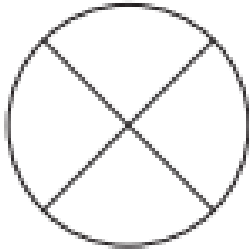
20



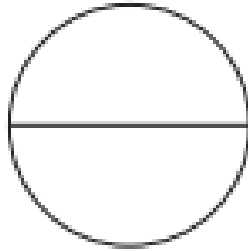
Double 20 is _____

Half of 20 is _____

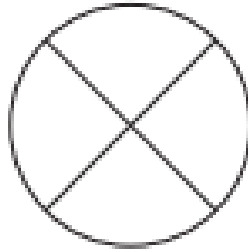
Year 2 - Read and Colour the Fractions



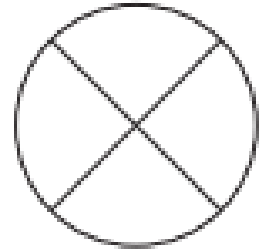
one quarter



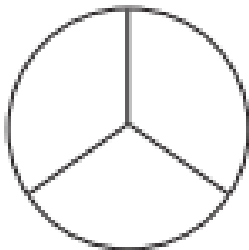
one half



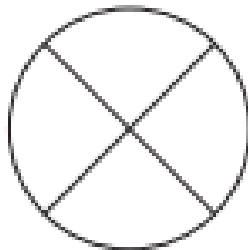
three quarters



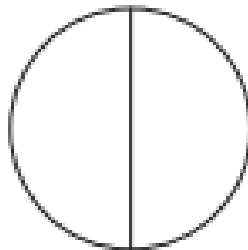
whole



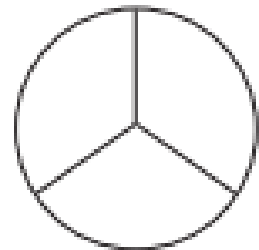
one third



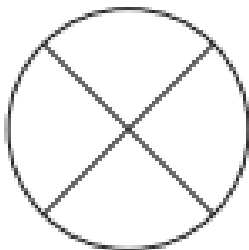
one quarter



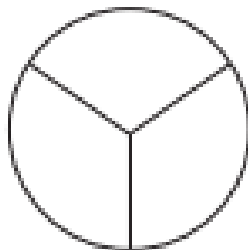
whole



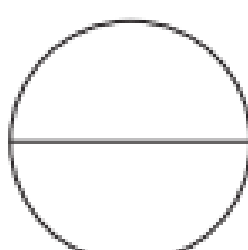
two thirds



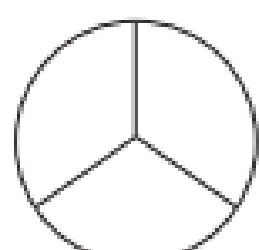
whole



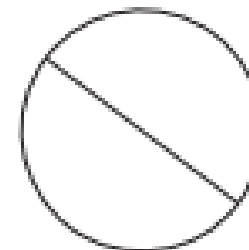
one third



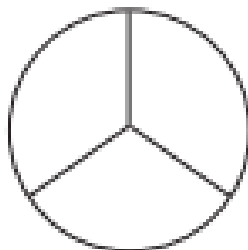
one half



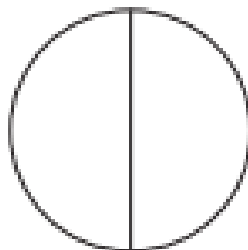
two thirds



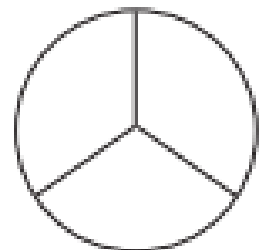
$$\frac{2}{2}$$



$$\frac{2}{3}$$




$$\frac{1}{2}$$





$$\frac{1}{3}$$


Tell the Time: Writing the Time

Write the time shown on each clock.


























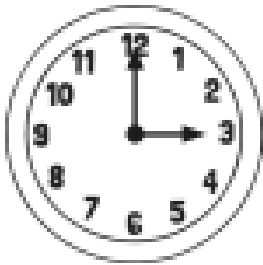








Telling the Time

Write down the time each clock is showing on the line underneath.









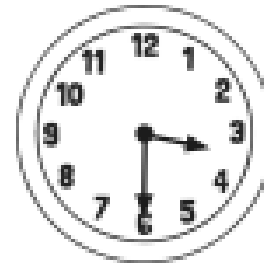







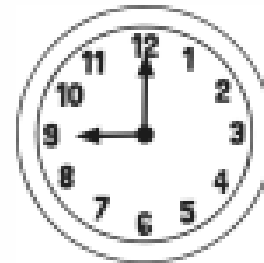












Greater Than or Less Than

Put the correct sign (<, > or =) between these numbers.
Remember – the crocodile always eats the bigger number!

12 35

43 27

36 41

28 92

46 32

88 56

22 22

8 10

88 91



77 77

21 98

58 57






96 95

16 16



Turning Shapes Clockwise

Cut and paste the shapes at the different turning points.

Start position	One-quarter turn clockwise	Half turn clockwise	Three-quarter turn clockwise	Full turn clockwise
				
				
				
				
				

Addition with Money

Find the total cost of the items below. You will find the price of each item from the Grocery Store Price List. Use the space to show your working.

Grocery Store Price List:

apple 50p

banana 40p

carrot 50p

pineapple £1.50

pack of strawberries 80p

box of peaches £2

pack of tomatoes 90p

milk £2.80

cheese £2.90

chocolate £3.10

eggs £2.50

spaghetti £2.30

pepper 60p

rice £3.60

1.



Total price = _____

2.



Total price = _____

3.



Total price = _____

4.



Total price = _____

5.



Total price = _____

6.



Total price = _____

Topic Work:

- Look at Percy the Park keeper stories on you tube linked to plants and animals ideas for topic work:

- Grown your own seeds or bulbs to find out plants need to grow
- Look at animal habitats including micro- habitats for insects
- Look at life cycles – butterfly link with symmetry and art
- Food chains
- Retell the Percy stories in writing or comic strips
- Make up your own Percy story where Percy helps an animal in trouble
- Look at how we need to keep healthy with food, exercise and hygiene
- Look into the food groups
- Look into what a healthy plate looks like
- Create posters about healthy eating
- Create a healthy lunch
- Make a healthy sandwich
- Look into what are fruits and vegetables – you could do some art printing with different fruit and vegetables

Hope some of these ideas help
Mrs. Burdon