



# Year 1 Home Learning Pack

April 2020

Dear parent /carer,

During this difficult and unprecedented time, we want to minimise disruption to students' education as far as possible. We are, therefore, providing students with work to complete at home.

Below is an idea for a timetable that you might like to use for your child's home learning. It is only an idea - please feel free to alter it where you feel necessary. I have left a few minutes spare between sessions to allow for a bit of give and take.

Time	
09:00-9:30	Joe Wicks PE/ Super movers
09:45-10:15	Phonics - check out the Ruth Miskin training page on Facebook
10:30-11:00	Break
11:00-11:30	Maths - please complete the daily White Rose home learning Watch a bit of Numberblocks on Cbeebies
12:00-1:00	Lunch
1:00-1:30	Reading/ story time/ audio book
1:30-2:00	English/ topic
2:00-2:30	Break
2:30-3:00	Monday Science
	Tuesday Play family games
	Wednesday Art/ crafts
	Thursday Jigsaws
	Friday Spellings - Y1 common exception words

In the enclosed pack, there are resources to support your child's learning.

Students - what you should do:

- Complete all work to the best of your ability and as neatly as possible. Use the exercise book provided where appropriate.
- Try your best to complete tasks

Parents/ carers – what you can do:

- Provide a quiet space for your child to work in.
- Try to follow the timetable outlined above.
- Encourage your child to complete all work to the best of their ability and as neatly as possible.
- Ask your child about the work they are doing and help them where you can; a great way of doing this is by testing them on what they have learned.

If you have any general queries, please contact us

- Direct message using Schoolcomms, Facebook or send us an email to [together@damedorothy.org.uk](mailto:together@damedorothy.org.uk)

What to do if you or your child becomes ill:

- Please follow NHS guidance in relation to Coronavirus: <https://www.nhs.uk/conditions/coronavirus-covid-19/>

We understand this is a difficult and worrying time and we aim to keep parents and students updated and informed regularly in relation to what is happening with school. We will be in touch with all parents via text/app once the situation changes. Also keep an eye on our Facebook page for further updates.

To support our home learning pack, we will be posting regular activities on Facebook.


Parents can also send us pictures of children having fun/ working from home via Facebook or [together@damedorothy.org.uk](mailto:together@damedorothy.org.uk)


# Counting in 10s Maze


<b>Start</b>	10	20	9	2	3	1
4	11	30	23	16	18	22
38	33	40	50	55	48	28
52	58	59	60	62	58	65
62	65	71	70	66	72	73
77	88	90	80	83	82	93
94	98	100	99	101	94	93
104	108	110	120	130	98	96
103	105	138	144	140	150	<b>Finish</b>

# Building Bricks Multiplication

Can you add the bumps on the building bricks to complete these multiplication calculations?


1.   $2 + 2 + 2 = \square$   $3 \times 2 = \square$

2.   $4 + 4 = \square$   $2 \times 4 = \square$

3.   $3 + 3 = \square$   $2 \times 3 = \square$


4.   $3 + 3 + 3 = \square$   $3 \times 3 = \square$


5.   $1 + 1 + 1 + 1 = \square$   $4 \times 1 = \square$

6.   $2 + 2 + 2 + 2 + 2 = \square$   $5 \times 2 = \square$

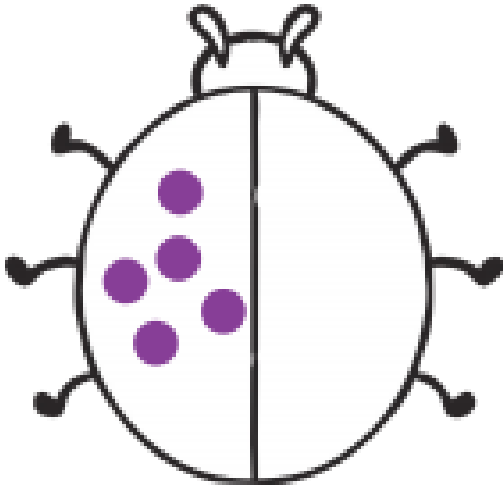
7.   $1 + 1 + 1 + 1 + 1 + 1 + 1 + 1 = \square$   $8 \times 1 = \square$

8.   $4 + 4 + 4 + 4 = \square$   $4 \times 4 = \square$

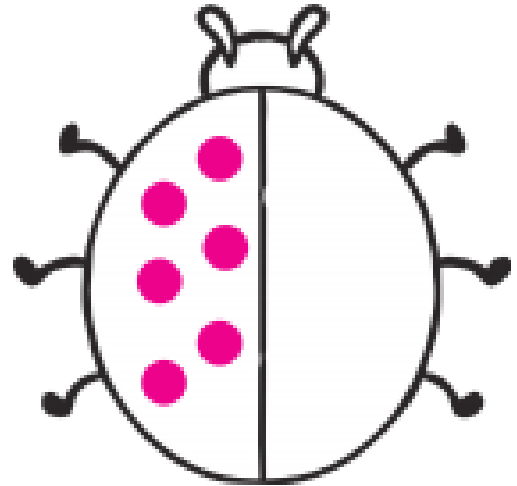
9.   $2 + 2 + 2 + 2 + 2 + 2 = \square$   $6 \times 2 = \square$

10.   $4 + 4 + 4 + 4 + 4 = \square$   $5 \times 4 = \square$

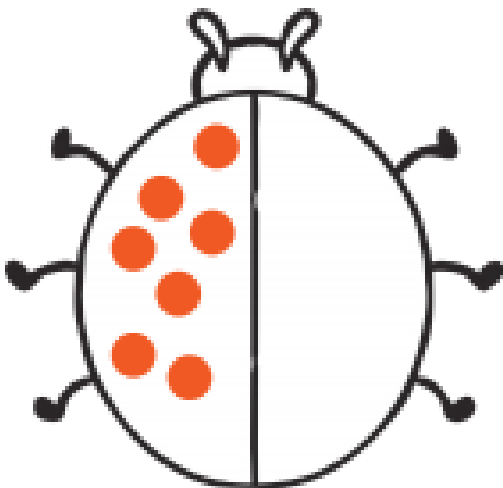
# Ladybird Doubles




Double 5 is \_\_\_\_\_




Double 6 is \_\_\_\_\_




Double 7 is \_\_\_\_\_



Double 8 is \_\_\_\_\_



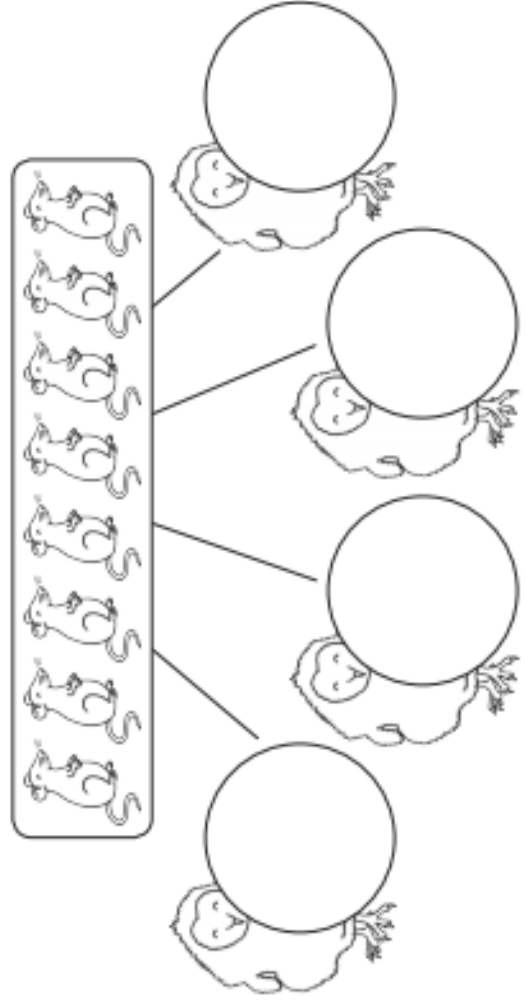
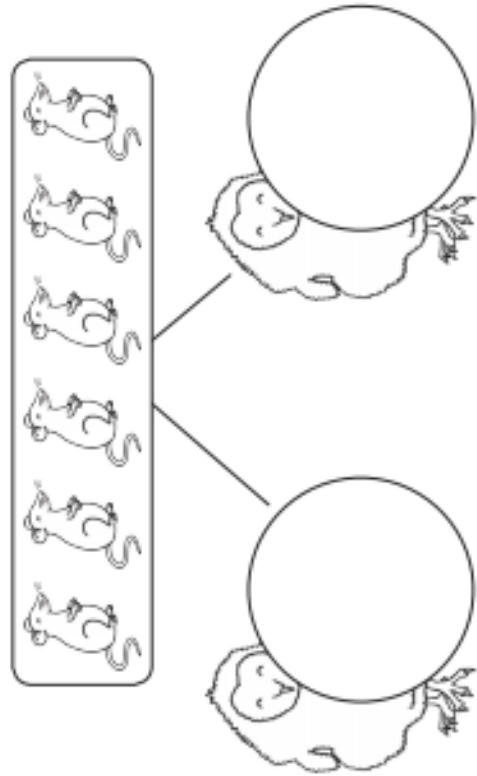
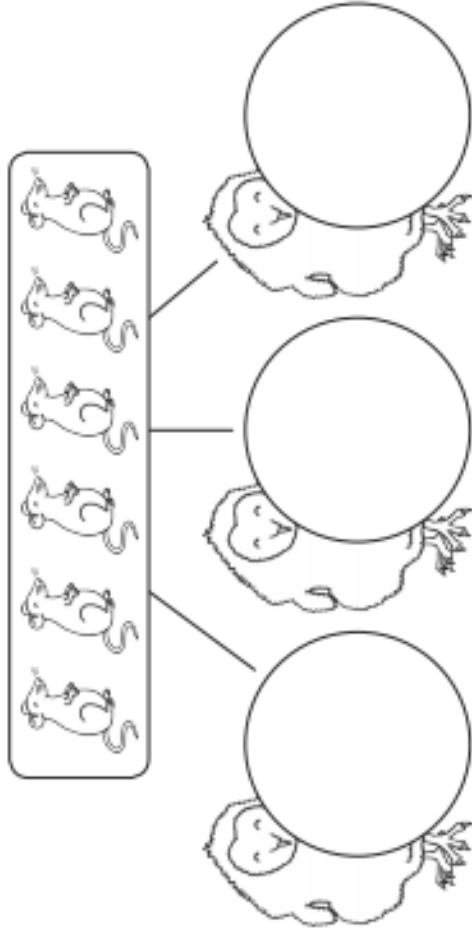
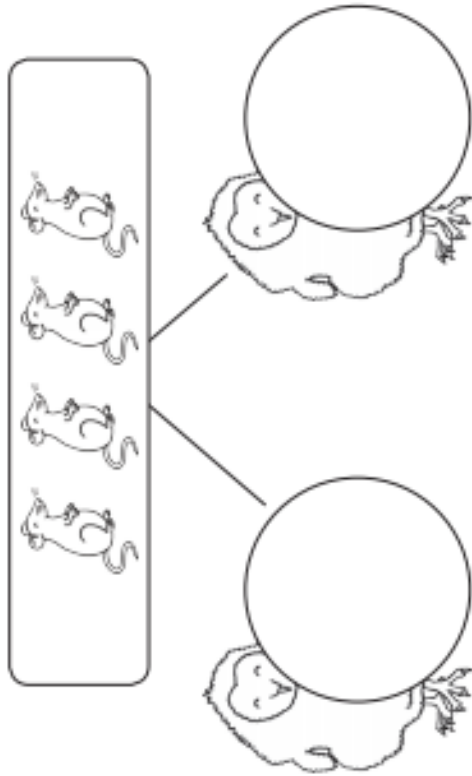
Double 9 is \_\_\_\_\_



Double 10 is \_\_\_\_\_

# Feeding the Owlets Sharing Sheet

Can you share the mice equally between the owlets? Write the number of mice in each circle.



**2** Here are some counters.



a) Circle groups of 2

b) Complete the sentences.

There are  counters altogether.

There are  equal groups of 2 counters.

**3** Complete the sentences.



There are  counters altogether.

There are  equal groups of  counters.

b)



There are  counters altogether.

There are  equal groups of  counters.

**4** Use 30 counters.

a) How many equal groups of 2 can you make?

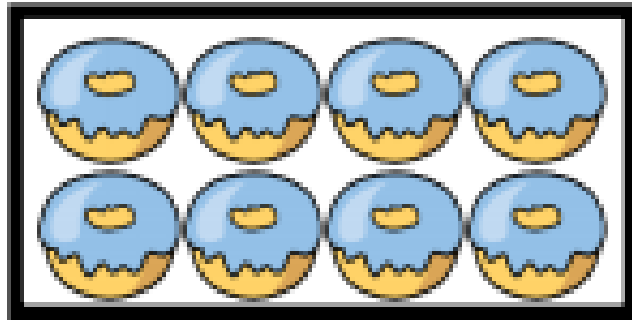
b) How many equal groups of 5 can you make?

c) How many equal groups of 10 can you make?

Talk about your answers.



Louise doubles her donuts. The image shows what she had after she doubled her donuts.




Sandy




Louise started with 4 and ended with 8 donuts.

Matilda



Louise started with 8 and ended with 16 donuts.

Nate



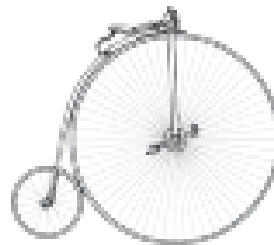
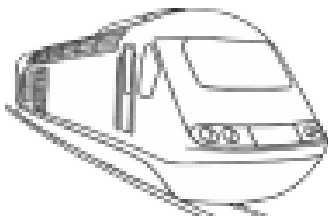

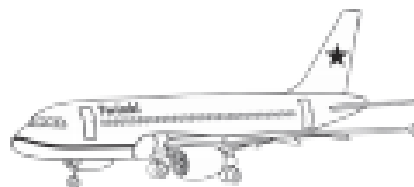

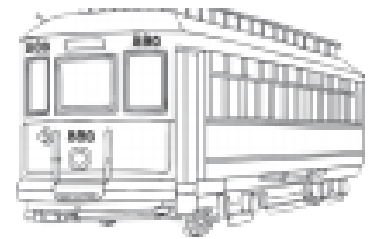


Louise started with 2 and ended with 4 donuts.

Who do you agree with? Explain why.


# Past and Present Transport

Under each picture, write 'past' or 'present'.



## Drawing Maps

Use the space below to draw a map of a room in your house. Remember to include what is in the room e.g. the sofa, the tv, the window, the door etc.



# 2020

## -JANUARY-

S	M	T	W	T	F	S
			1	2	3	4
5	6	7	8	9	10	11
12	13	14	15	16	17	18
19	20	21	22	23	24	25
26	27	28	29	30	31	

## -FEBRUARY-

S	M	T	W	T	F	S
						1
2	3	4	5	6	7	8
9	10	11	12	13	14	15
16	17	18	19	20	21	22
23	24	25	26	27	28	29

## -MARCH-

S	M	T	W	T	F	S
1	2	3	4	5	6	7
8	9	10	11	12	13	14
15	16	17	18	19	20	21
22	23	24	25	26	27	28
29	30	31				

## -APRIL-

S	M	T	W	T	F	S
			1	2	3	4
5	6	7	8	9	10	11
12	13	14	15	16	17	18
19	20	21	22	23	24	25
26	27	28	29	30		

## -MAY-

S	M	T	W	T	F	S
					1	2
3	4	5	6	7	8	9
10	11	12	13	14	15	16
17	18	19	20	21	22	23
24	25	26	27	28	29	30
31						

## -JUNE-

S	M	T	W	T	F	S
			1	2	3	4
5	6	7	8	9	10	11
12	13	14	15	16	17	18
19	20	21	22	23	24	25
26	27	28	29	30		

## -JULY-

S	M	T	W	T	F	S
			1	2	3	4
5	6	7	8	9	10	11
12	13	14	15	16	17	18
19	20	21	22	23	24	25
26	27	28	29	30	31	

## -AUGUST-

S	M	T	W	T	F	S
						1
2	3	4	5	6	7	8
9	10	11	12	13	14	15
16	17	18	19	20	21	22
23	24	25	26	27	28	29
30	31					

## -SEPTEMBER-

S	M	T	W	T	F	S
			1	2	3	4
5	6	7	8	9	10	11
12	13	14	15	16	17	18
19	20	21	22	23	24	25
26	27	28	29	30		

## -OCTOBER-

S	M	T	W	T	F	S
				1	2	3
4	5	6	7	8	9	10
11	12	13	14	15	16	17
18	19	20	21	22	23	24
25	26	27	28	29	30	31

## -NOVEMBER-

S	M	T	W	T	F	S
1	2	3	4	5	6	7
8	9	10	11	12	13	14
15	16	17	18	19	20	21
22	23	24	25	26	27	28
29	30					

## -DECEMBER-

S	M	T	W	T	F	S
			1	2	3	4
5	6	7	8	9	10	11
12	13	14	15	16	17	18
19	20	21	22	23	24	25
26	27	28	29	30	31	

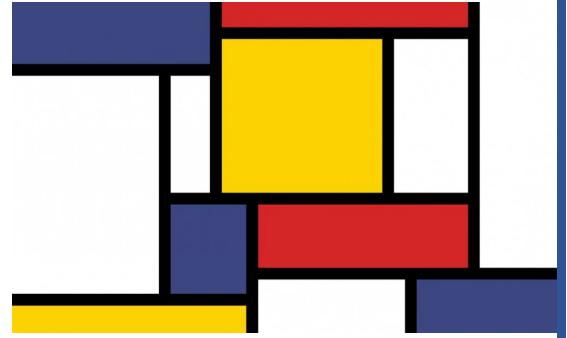
Can you find and label:

- your birthday
- your family's birthdays
- Christmas day
- Valentine's day
- Hallowe'en

Then put your family's birthdays in order.

Today we will be looking at the work of Piet Mondrian. He is a famous artist. If you have access to the internet, have a little look at some of his paintings.

Now see if you can create a piece of artwork, similar to this.



4

## Pip Predicts...

Pip has made some clever predictions about what will happen next.

Will you predict the same things as Pip?

Can you **circle** the nurse who is holding the bandage?



What might the nurse do with the bandage?

---

---

Why do you think she will do that?

---

---

Tick **one** thing that the nurse might give the little girl.

medicine

presents

curtains

a new pet

# Suki Sequences

Suki has been thinking about the order things might happen in.

Are you able to order things like Suki?

I think that Dad and Mel will need to do something before they can go in to see the film.



What do you think they need to do?

---

---


Number these steps from 1-3 to show the order they will happen in.

- Watch the film.
- Buy the tickets.
- Go home.

# Reading Comprehension

## Three Key Words

Read the sentence and colour the picture.

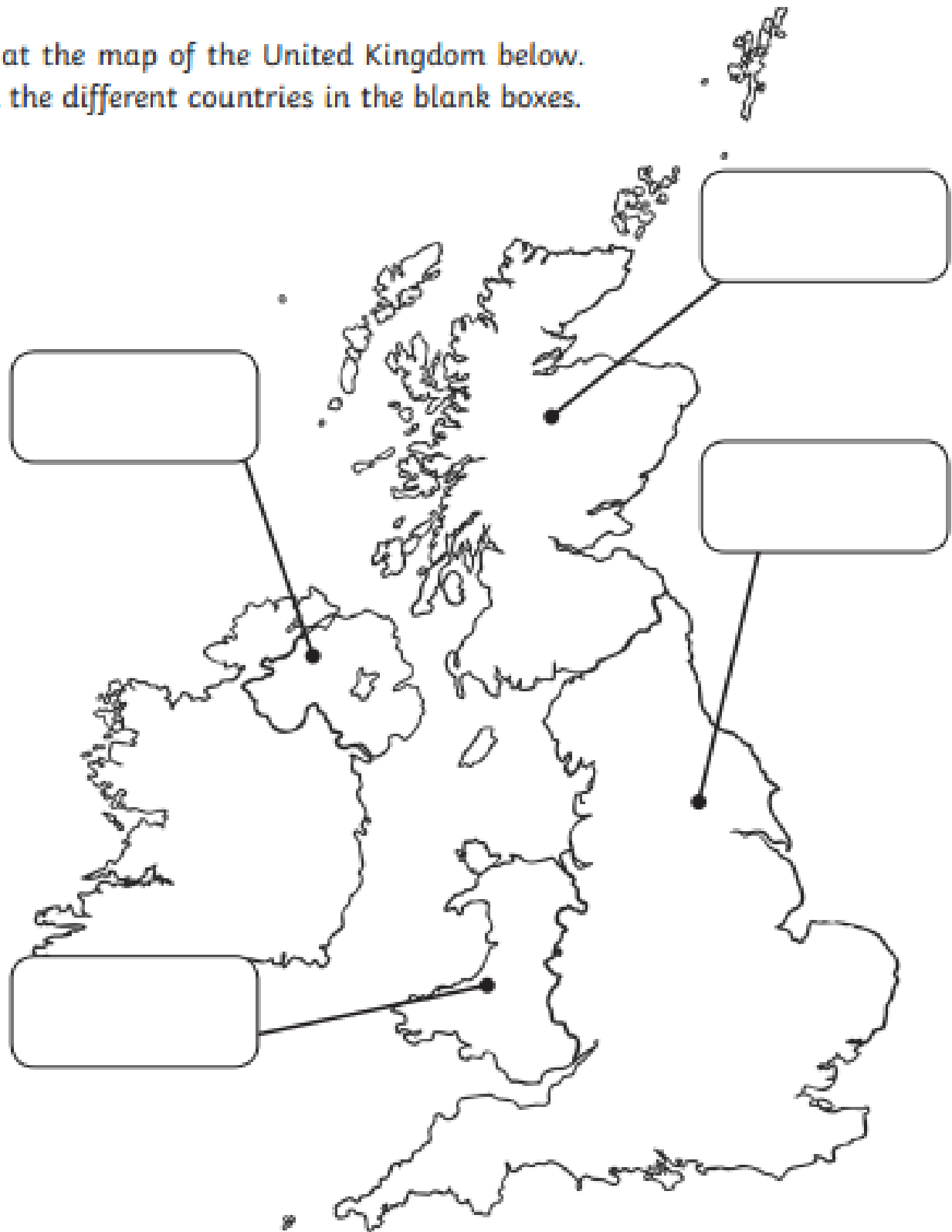


1. My left arm is yellow.
2. My right leg is orange.
3. My wings are purple and green.
4. My right arm is blue.
5. My left leg is green.
6. My body is red and black.



# Countries of the United Kingdom

Look at the map of the United Kingdom below.  
Label the different countries in the blank boxes.



Use the name of the countries below to help you.

England

Scotland

Wales

Northern Ireland

Can you show where we live?

# Toy Board

Find as many pictures of toys as you can and stick them on the board. You could use:

- magazines, newspapers and catalogues (ask your grown-ups first!)
- photos/pictures of some of your own toys
- photos/pictures of some of the toys that your family used to play with when they were children
- pictures from searching toys on the internet
- pictures of very old toys

What do you notice about all these toys?

# Toy History

Think of your favourite toy. Using books or the internet, see if you can find out about the history of your toy. You could use some of these questions to help you.

- When and where was it first made?
- What materials was it made from?
- What materials is it made from now?
- Has it changed over time? How?
- Can you find any pictures of what it used to look like?

Draw or stick any pictures of your toy here. Remember to label the pictures.



Write some sentences here to explain what you found out from your research:

---

---

---

---

---

---

---

# Full Stops and Capital Letters



## In the Woods

Read the sentences below. Can you spot the full stops and capital letters that are in the wrong places? Write the sentences out yourself with capital letters and full stops in the right places.

1. liv has A dog and. a cat

---

2. ben The dog, runS to THE Woods

---

3. he is Looking for rabbits But sees. a fox

---

4. the fox Sees him, and Rushes off to its den

---

5. ben dashes after. It But Cannot see it

---

6. he Feels. Sad and runs Back to HIS kennel

---

7. tim the Cat has. no food

---

8. tim Looks. in the bin

---

9. the. bin Has a Fish in it

---

10. tim sits on. the Mat

---

# Adding 'er', 'ed' And 'ing' Spelling Activity

1. Fill in the missing words.

Yesterday I \_\_\_\_\_ football with my friends.

I am \_\_\_\_\_ hard at school today.

Jacob is \_\_\_\_\_ next to Marcus at the table.

Last week I \_\_\_\_\_ on a project with my sister.

My Dad was the best \_\_\_\_\_ at the disco.

We were short of one netball \_\_\_\_\_ for our team.

Last night I \_\_\_\_\_ to a great song.

Holly and James are \_\_\_\_\_ in the pool with Mum.

\_\_\_\_\_ is my favourite hobby.

My brother is a very hard \_\_\_\_\_ at school.

dancer

danced

dancing

player

played

playing

worker

worked

working

sitting

2. Can you complete these calculations?


work + ed = \_\_\_\_\_ work + ing = \_\_\_\_\_ work + er = \_\_\_\_\_

play + ing = \_\_\_\_\_ play + er = \_\_\_\_\_ play + ed = \_\_\_\_\_

...but what happens here?

dance + er = \_\_\_\_\_ dance + ed = \_\_\_\_\_ dance + ing = \_\_\_\_\_

# Parts of the Body Labelling Activity



Do some research on the internet to help you fill in this worksheet.

# Carnivore


A carnivore \_\_\_\_\_

---

---

---

---



Do some research on the internet to help you fill in this worksheet.

# Herbivore

A herbivore \_\_\_\_\_


---

---

---

---

---





Do some research on the internet to help you fill in this worksheet.

# Omnivore

A herbivore \_\_\_\_\_

---

---

---

---

